

ANATOMY
DESCRIPTIVE AND SURGICAL.

BY
JEFF WEBER, F.B.S.
LECTURER ON FORE-EDGE PAINTINGS

THE DRAWINGS

BY I. M. ACATT, M.E.W.
LATE DEMONSTRATOR OF ANATOMY AT HIS BOOKSHOP

THE DISSECTIONS
JOINTLY BY THE AUTHOR AND DR. ACATT



LONDON:
WHATABARGAIN AND SON, WEST STRAND.
2020

Charles E. Hagner

ANATOMY

934

DESCRIPTIVE AND SURGICAL.

from Dr. Charles H. Smith.

BY

HENRY GRAY, F.R.S.

LECTURER ON ANATOMY AT SAINT GEORGE'S HOSPITAL.

THE DRAWINGS

By H. V. CARTER, M.D.

LATE DEMONSTRATOR OF ANATOMY AT ST. GEORGE'S HOSPITAL.

THE DISSECTIONS

JOINTLY BY THE AUTHOR AND DR. CARTER.



LONDON:

JOHN W. PARKER AND SON, WEST STRAND.

1858.

Catalogue 241

BOOKS FROM THE MEDICAL LIBRARY OF
MICHAEL T. KENNEDY, MD

SUPPLEMENTED BY
VARIOUS ASPECTS OF MEDICINE:
ANCIENT,
ANESTHESIA,
DISCOVERY &
MEDICAL HISTORY



JEFF WEBER
RARE BOOKS



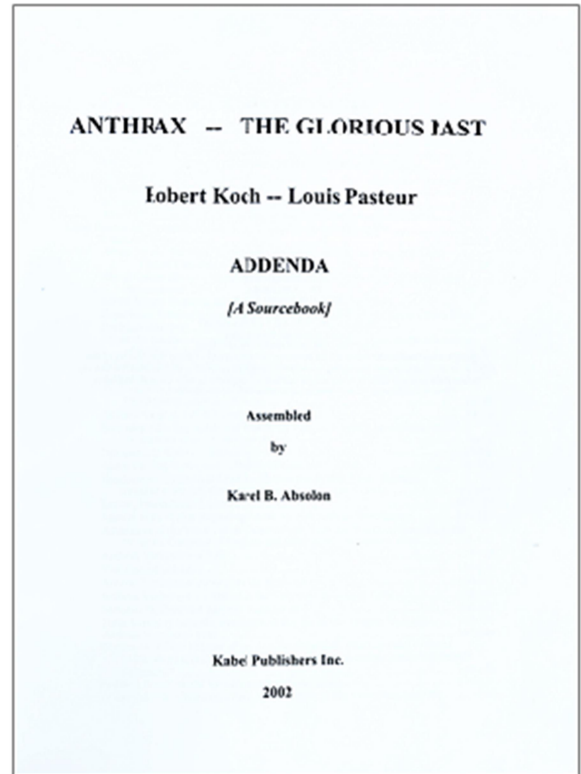
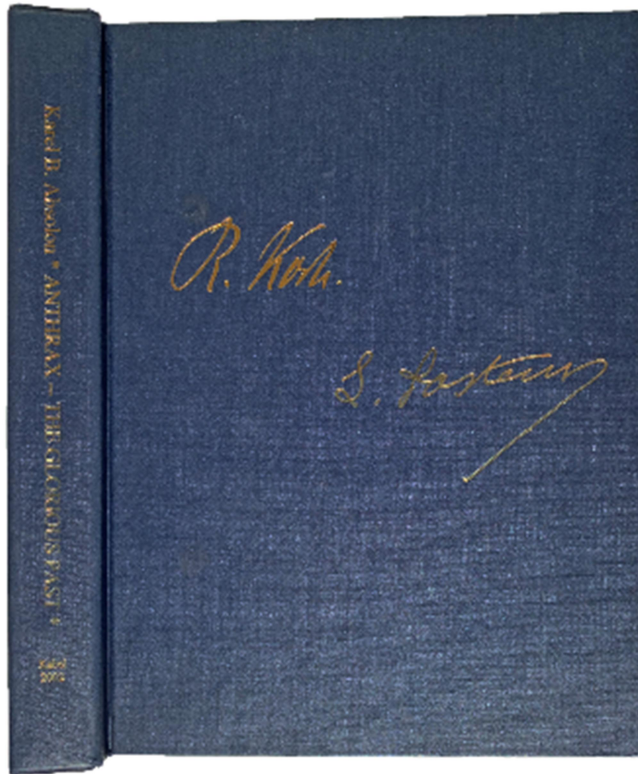
NOTE: MANY OF THE BOOK IN THIS CATALOGUE ARE FROM THE LIBRARY OF MICHAEL T. KENNEDY, MD, Fellow, American College of Surgeons, and Fellow, Royal Society of Medicine, practiced vascular surgery at the University of Southern California, wrote a book in 2009, *A Brief History of Disease, Science and Medicine*.

Kennedy maintains a blog and he offers a biography:

"I am a physician, aged 73, who has been retired from the practice of surgery for 14 years. I teach medical students at The USC School of Medicine. I have served on the clinical faculty since 1972 when I finished my surgery training. For the past few years, since retiring from practice, I teach in a program called Introduction to Clinical Medicine or ICM. My interest in medical history was stimulated by these students as I think it important to understand the history of your profession. A few years ago, some students asked me if I would give some lectures on medical history. When I really got into the preparation for a series of lectures, it turned into a book. That book, *A Brief History of Disease, Science and Medicine*, has sold out its second printing and is now in paperback. The academic presses were not interested in a history that was not written by a PhD in History. As a result, I started my own little publishing company. Small publishing is another interest and the process has been a challenge. Interestingly enough, the university whose press declined to publish the manuscript has recently chosen the book as a textbook."

"As part of my interest in medical history, I travel and sometimes give lectures in other countries. I am a member of the Faculty in Medical History of the Apothecaries Society. This society began to grant medical licenses in England in 1835 and was the first such licensing agency. It also offers a diploma program in Medical History that is very popular in Britain. I have been a Fellow of the Royal Society of Medicine for over 30 years and they have an active program in medical history. I am a Fellow of the American College of Surgeons, which regrettably, does not have an active history program although that is changing."

"My other major interest is sailing and I have spent weeks offshore racing to Mexican ports or to Hawaii. I have not found many sailing blogs but will try to link to some."



1. **ABSOLON, Karel B.** *Anthrax – The Glorious Past; Robert Koch – Louis Pasteur; A Sourcebook [+ book of Addenda]*. Rockville, MD: Kabel 2002. ¶
2 volumes. 4to. 450, [8]; 247, [1] pp. Frontis. portraits, fold-out illustrations, plates (some color), specimens, index. Navy gilt-stamped cloth. Near fine. M13345

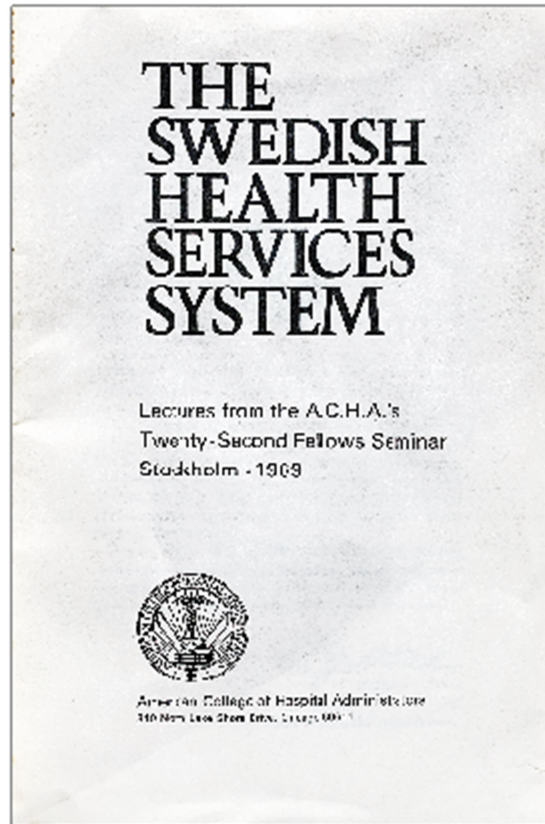
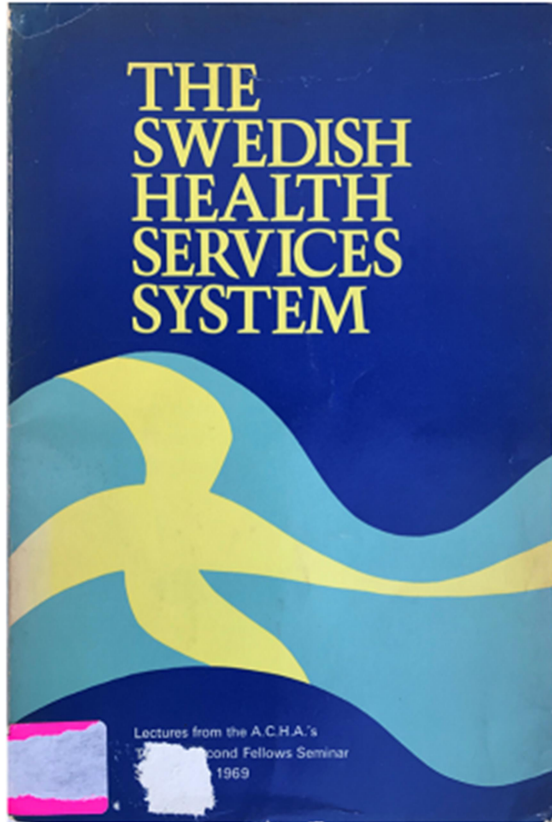
\$ 90

A compendium of significant historical work on the pathology and treatment of anthrax, including significant articles and research by and concerning Koch and Pasteur.

The second volume, bound in black cloth, bears the cover title: *Anthrax Addenda: Koch – Pasteur*.

TITLE VIGNETTE: Meyer-Schmieden, pre-coronavirus


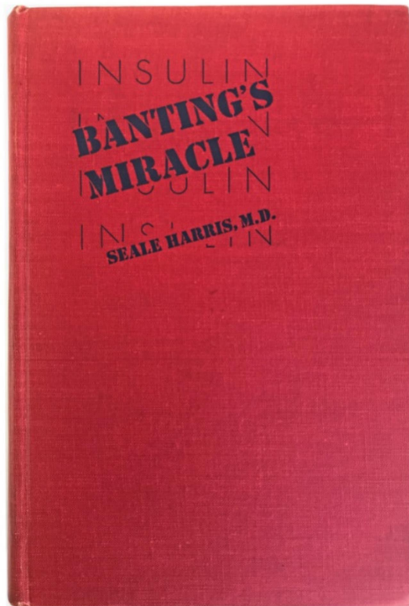




2. American College of Hospital Administrators. *The Swedish Health Services System, Lectures from the A.C.H.A.'s Twenty-Second Fellow Seminar Stockholm, 1969*. Chicago: American College of Hospital Administrators, 1971. ¶ 8vo. [vi], 255, [1] pp. Figs. Printed wrappers. Library markings. Good working copy. M13346

\$ 6



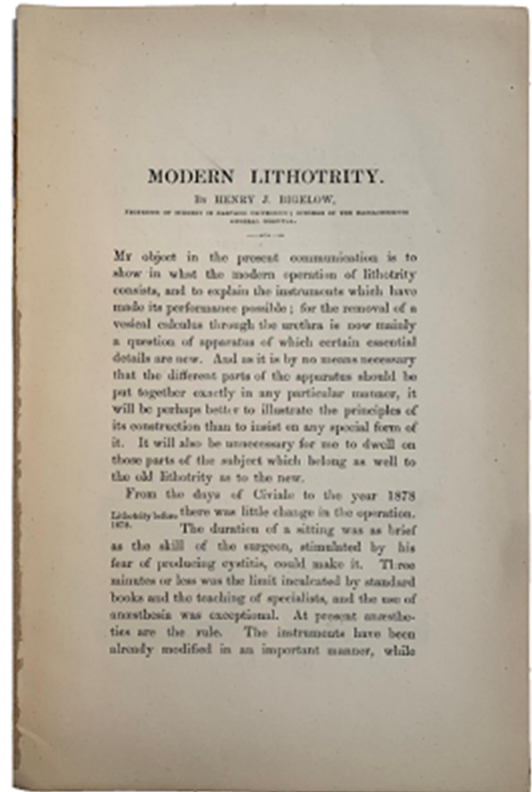


3. [BANTING, Frederick Grant (1891-1941)] HARRIS, Seale. *Banting's Miracle; The Story of the Discoverer of Insulin*. Toronto: J. M. Dent, 1946. ¶ 8vo. xx, 245, [1] pp. Frontis., plates, index. Red black-stamped cloth. Very good. M13347 \$ 17

4. BIGELOW, Henry Jacob (1818-1890). "Modern Lithotripsy." Offprint. [London: *Transactions of the International Congress of Physicians and Surgeons*], 1881. ¶ 8vo. 31, [1] pp. 19 figs. Offprint. Plain wrappers; spine mended with kozo. Very good. \$ 45

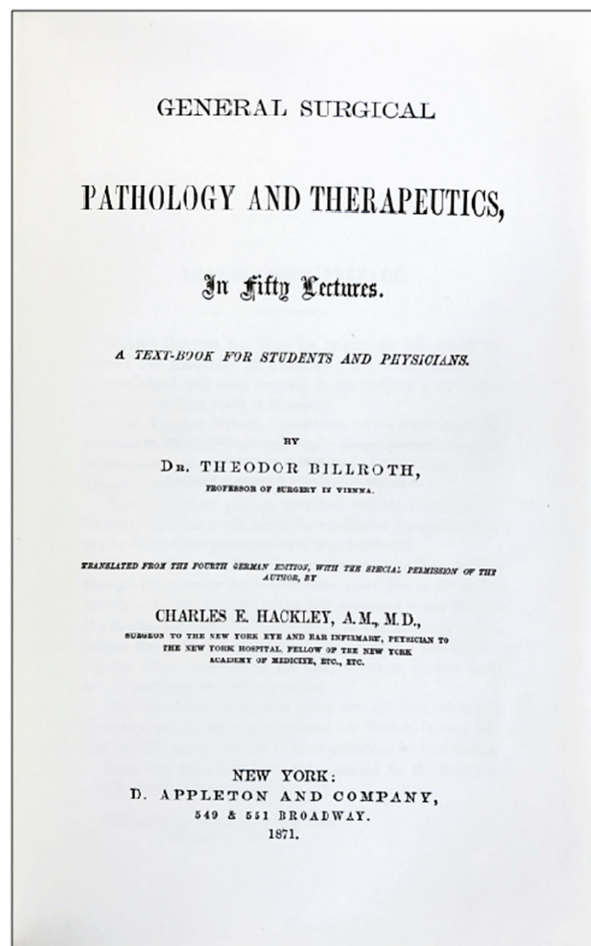
American issue. In 1878 Bigelow wrote, "Lithotripsy by a Single Operation," published in the *American Journal of Medical Sciences*. This was followed by "Rapid Lithotripsy with Evacuation," 1878. Then in 1881 the *Lancet* published his paper, this one, "Remarks on Modern Lithotripsy," this was published also in the *Transactions of the International Congress of Physicians and Surgeons*, 1881.

"In 1878 he published "Lithotripsy by a Single Operation", in which he described his a



technique for "the crushing and removal of a stone from the bladder at one sitting." Prior to this, surgeons would crush a bladder stone and then spend only a few minutes removing the pieces. The remaining fragments would remain for a later session for removal. This resulted in much discomfort and complications as the remaining fragments found an exit on their own. Removing the entire bladder stone in one procedure was a great advancement." [Wikip.].

Bigelow "demonstrated his method of performing 'litholapaxy', as he named the operation, before the International Medical Congress in London. In 1881 he means of an artificial bladder, carrying conviction to all that the operation was a sound one. / Bigelow's writings and teachings on reduction of hip dislocation and on litholapaxy were widely known and quoted, helping to popularize in the profession these valuable surgical procedures. They marked the zenith of his fame." Howard A. Kelly & Walter L. Burrage, *Dictionary of American Medical Biography*, p. 96).



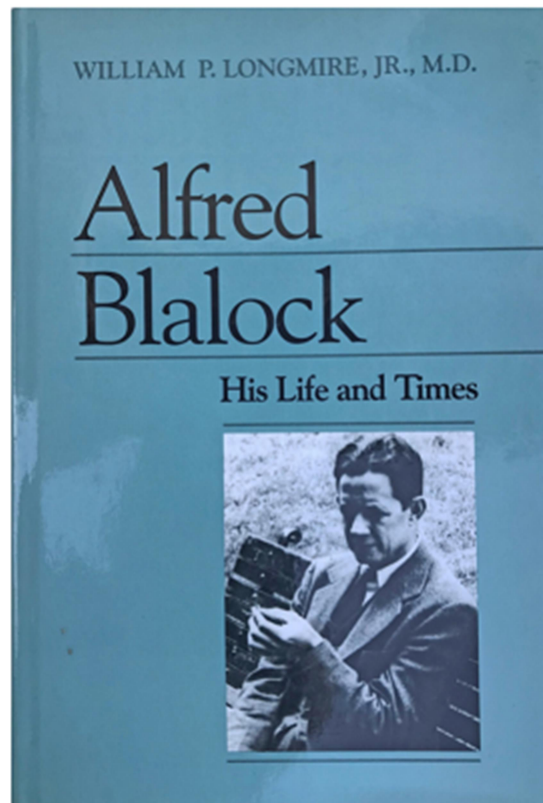
[5 BILLROTH]



5. **BILLROTH, Theodor** (1829-1894). *General Surgical Pathology and Therapeutics in Fifty Lectures. A Text-Book for Students and Physicians; Translated from the fourth German Edition, by Charles E. Hackley.* Birmingham: Classics of Medicine Library, 1984. ¶ Thick 8vo. xviii, 676, [2] pp. Illustrations, index. Purple gilt-stamped leatherette, raised bands, all edges gilt. Bookplate of. Fine. M13348

\$ 25

Reprinting the 1871 edition.



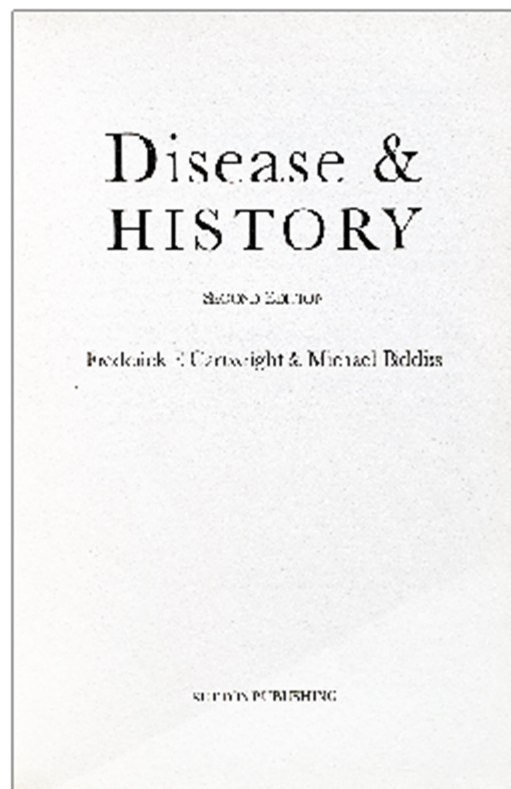
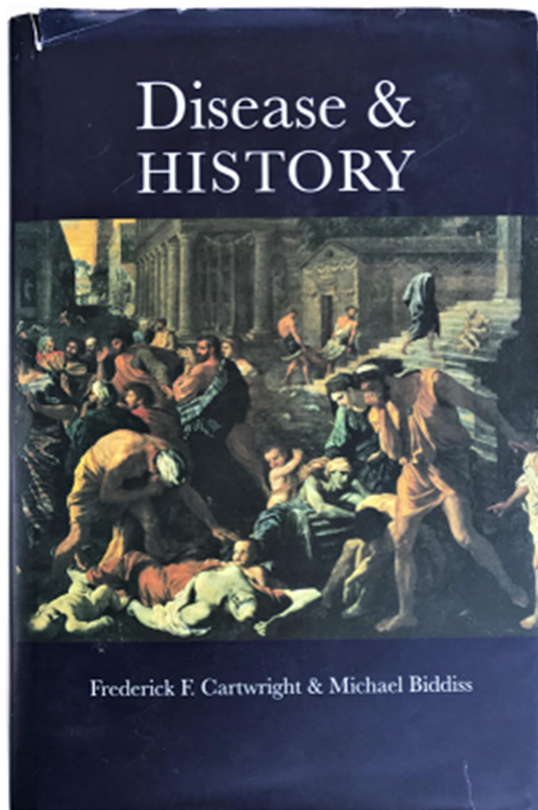
6. [BLALOCK, Alfred (1899-1964)] **LONGMIRE, William P., Jr.** (1914-2003). *Alfred Blalock: His Life and Times.* Baltimore: Self-published, 1991. ¶ 8vo. xviii, [2], 293, [1] pp. Frontis., plates, index. Gray silver-stamped cloth, dust jacket. Fine. M13351

\$ 150

"This somewhat unique biography of Alfred Blalock, MD, by William P. Longmire, Jr, MD, Emeritus Professor of Surgery at UCLA, is based on the author's diary and on letters and interviews obtained from former residents, associates, family, and friends. It provides a valuable contribution to an understanding of one of the leading medical figures of this century. The nature of the account provides a different perspective



from the account by Mark M. Ravitch, MD, *The Papers of Alfred Blalock*, and from any more definitive works in the future. Although publication has awaited the death of several major personalities, the work seems more current than retrospective. The book clearly benefits from the special and longstanding relationship between Longmire and Blalock." "Information not previously published concerning Blalock's career is of particular interest. His termination from the surgical residency for which he had worked so hard came as the result of a misunderstood pact with his fellow residents to offer their resignations relating to the choice of chief resident..." E. IDE SMITH, MD, Book review, *Archives of Surgery*, 993; 128 (4): pp.471-472.

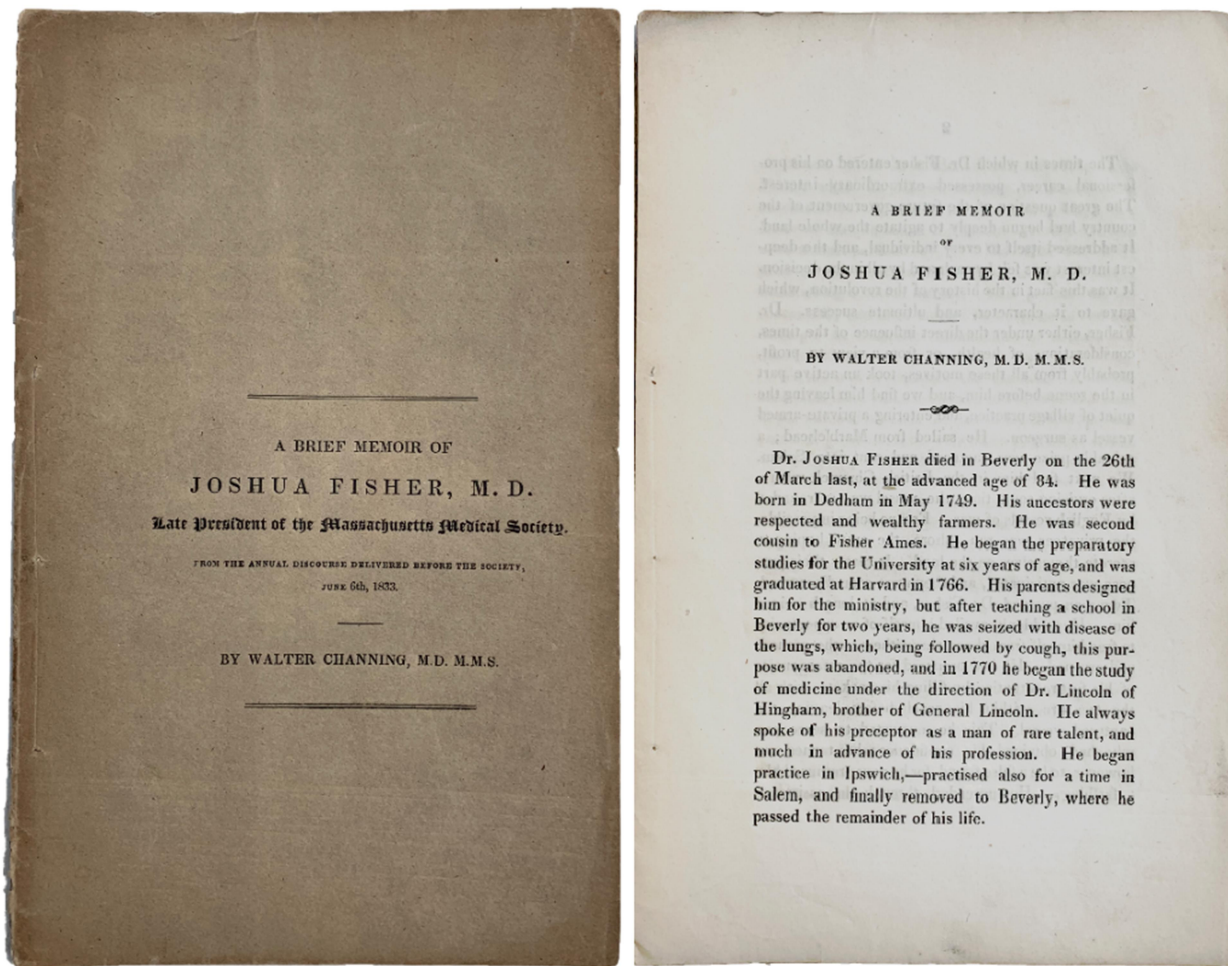


7. **CARTWRIGHT, Frederick F.; BIDDISS, Michael.** *Disease & History*. Gloucestershire: Sutton, 2000. ¶ 8vo. viii, 230 pp. Plates, index. Black gilt-stamped cloth, dust jacket; jacket edges worn. Ownership stamp of Michael T. Kennedy, M.D. Near fine. M13353

\$ 5

Revised and enlarged from the 1972 edition, though not much difference. This is not a history of infectious diseases, but rather an eclectic gathering of mostly Western stories.





8. **CHANNING, Walter** (1786-1876). *A Brief Memoir of Joshua Fisher, M.D. Late President of the Massachusetts Medical Society. From the annual discourse delivered before the society, June 6th, 1833.* Boston: Massachusetts Medical Society, 1833. ¶ 8vo. 9, [1] pp. Original Grayish-brown printed wrappers (lacking cords); spine neatly mended on either end. Very good.

\$ 45

In this memoir of Dr. Joshua Fisher (1748-1833), Channing characterizes the man and his work.

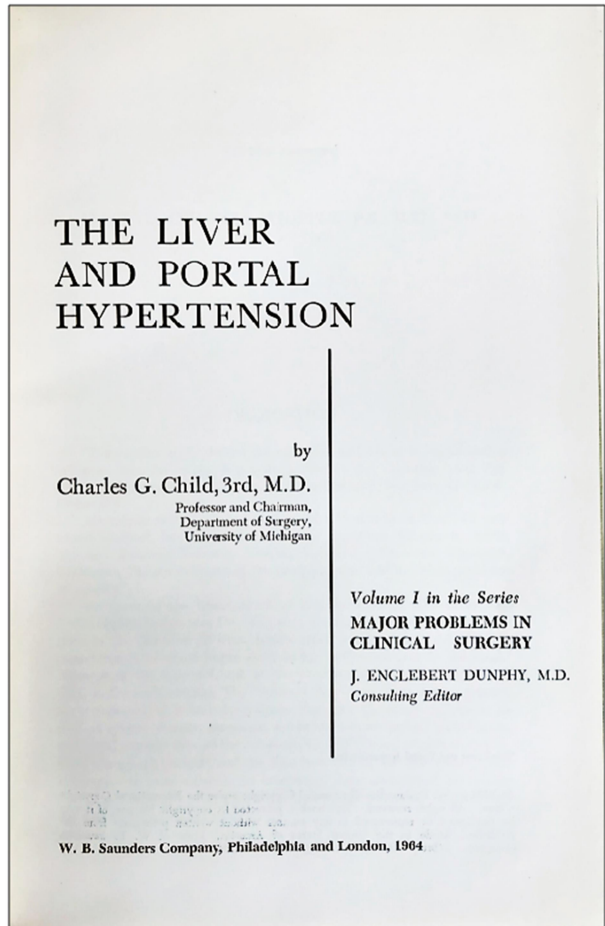
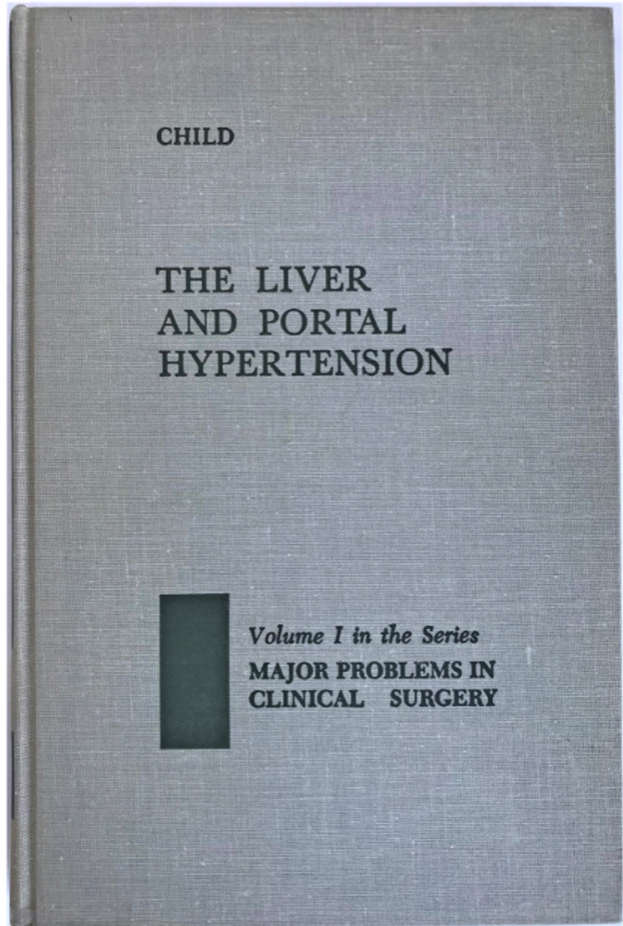
Joshua Fisher, Beverly, Mass., physician, born in Dedham, Massachusetts, 17 May 1748; died in Beverly, Massachusetts, 15 March 1833. He was

graduated at Harvard in 1766, studied medicine, and began practice. "When hostilities with Great Britain began in 1775 he volunteered as surgeon on a privateer, and was captured, but escaped to France, again entering the service. After the war he settled in practice at Beverly, Massachusetts, and attained a high reputation in his profession. He was an ardent student of nature, and at his death bequeathed \$20,000 to found at Harvard a professorship of natural history, comprehending the three kingdoms animal, vegetable, and mineral or a part of them." [on-line resource]. He was President of the Massachusetts Medical Society 1815-1823. In 1806 he addressed on the occasion of the society's annual paper, "A Medical Discourse on Several Narcotic Vegetable Substances," drawing especial attention to opium and stramonium, which he used for epilepsy. *Datura stramonium*, known by the English names jimsonweed or devil's snare, is a plant in the nightshade family.

Walter Channing (1786-1876) was an American physician and professor of medicine, a Boston physician and pioneer in the field of obstetrics. Channing "entered Harvard College in 1804, but was expelled because of his involvement in the "rotten cabbage brawl" at Harvard. After studying medicine in Boston and Philadelphia, he received his diploma from the University of Pennsylvania, and then studied in the University of Edinburgh, receiving a degree there as well. He also studied at Guy's and St. Thomas's hospitals in London. He began to practice in Boston in 1812, and in the same year became lecturer on obstetrics at Harvard. He was the first professor of obstetrics and medical jurisprudence at Harvard University (then called Harvard College), a position he held from 1815 to 1854. In 1832, he co-founded the Boston Lying-in Hospital for destitute women, now Brigham and Women's Hospital. He became, in 1821, Dr. James Jackson's assistant as physician of the newly established Massachusetts General Hospital, and continued there for nearly twenty years." [Wikip.]

See: Kass, Amalie M., *Midwifery and Medicine in Boston: Walter Channing, M.D., 1786-1876*. Northeastern, 2001.





9. **CHILD, Charles G.** *The Liver and Portal Hypertension*. Philadelphia: W. B. Saunders, 1964. ¶ Series: Major Problems in Clinical Surgery, volume I. 8vo. xiii, [1], 231, [1] pp. Frontis., illus., figs., index. Beige gilt-stamped cloth; book sale rubber-stamp on rear pastedown. Else near fine. M13354 \$ 12
10. **COHEN, Jerome Bernard** (1914-2003). *Revolution in Science*. Cambridge, MA: Belknap Press, 1985. ¶ 8vo. xx, 711, [1] pp. Figs., index. Pictorial wrappers. Near fine. M13355 \$ 9

“[Cohen] is a scholar of extraordinary erudition... He may well know more history of science than any scholar now alive.”—Science

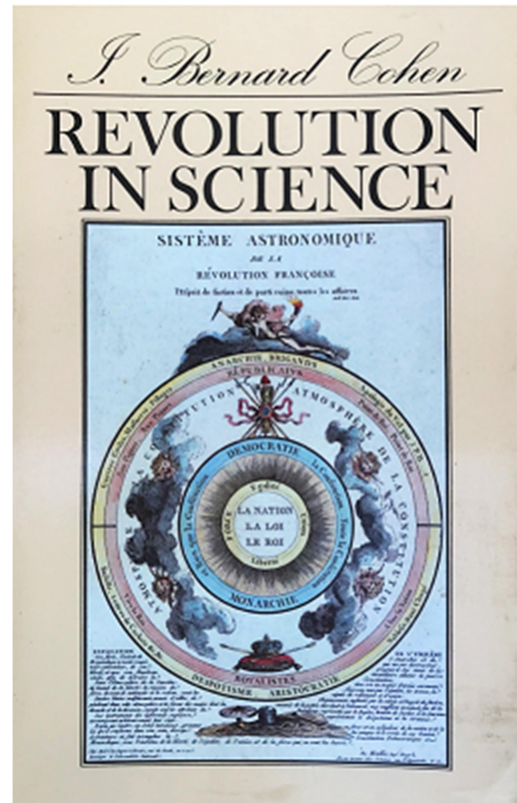
“Professor Cohen’s *Revolution in Science* offers an impressive survey—with his own critical insights and interpretations—of the concept of revolutions. Only someone with his prodigious erudition and knowledge of the history of science could undertake such a project. In short, Professor Cohen’s book is wide-ranging in scope, packed

with details of substance and interpretation, and will appeal to a similarly wide-ranging readership. It is a masterful study.”—Joseph W. Dauben

"Only a scholar as rich in learning as I. Bernard Cohen could do justice to a theme so subtle and yet so grand. Spanning five centuries and virtually all of scientific endeavor, *Revolution in Science* traces the nuances that differentiate both scientific revolutions and human perceptions of them, weaving threads of detail from physics, mathematics, behaviorism, Freud, atomic physics, and even plate tectonics and molecular biology, into the larger fabric of intellectual history.

"How did “revolution,” a term from the physical sciences, meaning a turning again and implying permanence and recurrence—the cyclical succession of the seasons, the “revolutions” of the planets in their orbits—become transformed into an expression for radical change in political and socioeconomic affairs, then become appropriated once again to the sciences?


"How have political revolutions—French, American, Bolshevik—and such intellectual forces as Darwinism further modified the concept, from revolution in science as a dramatic break with the past to the idea that science progresses by the slow accumulation of knowledge? And what does each transformation in each historical period tell us about the deep conceptual changes in our image of the scientist and scientific activity?



"Cohen’s exploration seeks to uncover nothing less than the nature of all scientific revolutions, the stages by which they occur, their time scale, specific criteria for determining whether or not there has been a revolution, and the creative factors in producing a revolutionary new idea. His book is a probing analysis of the history of an idea and one of the most impressive surveys of the history of science ever undertaken." [HUP].

CONTENTS: Preface / Acknowledgments / I. SCIENCE AND REVOLUTION:
1. Introduction 2. The Stages of Revolutions in Science 3. Evidence for the

Occurrence of Revolutions in Science; II. HISTORICAL PERSPECTIVE ON 'REVOLUTION' AND 'REVOLUTION IN SCIENCE': 4. Transformations in the Concept of Revolution 5. The Scientific Revolution: The First Recognition of Revolution in Science 6. A Second Scientific Revolution and Others?; III. SCIENTIFIC REVOLUTIONARIES OF THE SEVENTEENTH CENTURY: 7. The Copernican Revolution 8. Kepler, Gilbert, and Galileo: A Revolution in the Physical Sciences? 9. Bacon and Descartes 10. The Newtonian Revolution 11. Vesalius, Paracelsus, and Harvey: A Revolution in the Life Sciences?; IV. CHANGING CONCEPTS OF REVOLUTION IN THE EIGHTEENTH CENTURY: 12. Transformations during the Enlightenment 13. Eighteenth-Century Conceptions of Scientific Revolution 14. Lavoisier and the Chemical Revolution 15. Kant's Alleged Copernican Revolution 16. The Changing Language of Revolution in Germany 17. The Industrial Revolution; V. SCIENTIFIC PROGRESS IN THE NINETEENTH CENTURY: 18. By Revolution or Evolution? 19. The Darwinian Revolution 20. Faraday, Maxwell, and Hertz 21. Some Other Scientific Developments 22. Three French Views: Saint-Simon, Comte, and Cournot 23. The Influence of Marx and Engels 24. The Freudian Revolution; VI. THE TWENTIETH CENTURY, AGE OF REVOLUTIONS: 25. The Scientists Speak 26. The Historians Speak 27. Relativity and Quantum Theory 28. Einstein on Revolution in Science 29. Continental Drift and Plate Tectonics: A Revolution in Earth Science 30. Conclusion: Conversion as a Feature of Scientific Revolutions



11. [CUSHING, Harvey (1869-1939)] FULTON, John F. (1899-1960). *Harvey Cushing: A Biography*. Oxford: Blackwell Scientific, 1946. ¶ Thick 8vo. xi, [1], 754, [2] pp. Frontis. portrait, plates, index. Teal gilt-stamped cloth; edges worn, spine creased, else good. M13357

\$ 10

The far scarcer Oxford imprint.

12. DIAMOND, Jared. *Guns, Germs, and Steel, The Fates of Human Societies*. New York: Norton, 1999. ¶ 8vo. 480 pp. 32 plates, figs., index. Pictorial wrappers. Fine. M13359

\$ 9

Reviews: "Fascinating. . . Lays a foundation for understanding human history."- Bill Gates.

In this "artful, informative, and delightful"

(William H. McNeill, New York Review of Books) book, Jared Diamond convincingly

argues that geographical and environmental

factors shaped the modern world. Societies

that had had a head start in food production

advanced beyond the hunter-gatherer stage,

and then developed religion --as well as nasty

germs and potent weapons of war --and

adventured on sea and land to conquer and

decimate preliterate cultures. A major advance in our understanding of human

societies, *Guns, Germs, and Steel* chronicles the way that the modern world came to

be and stunningly dismantles racially based theories of human history. Winner of the

Pulitzer Prize, the Phi Beta Kappa Award in Science, the Rhone-Poulenc Prize, and

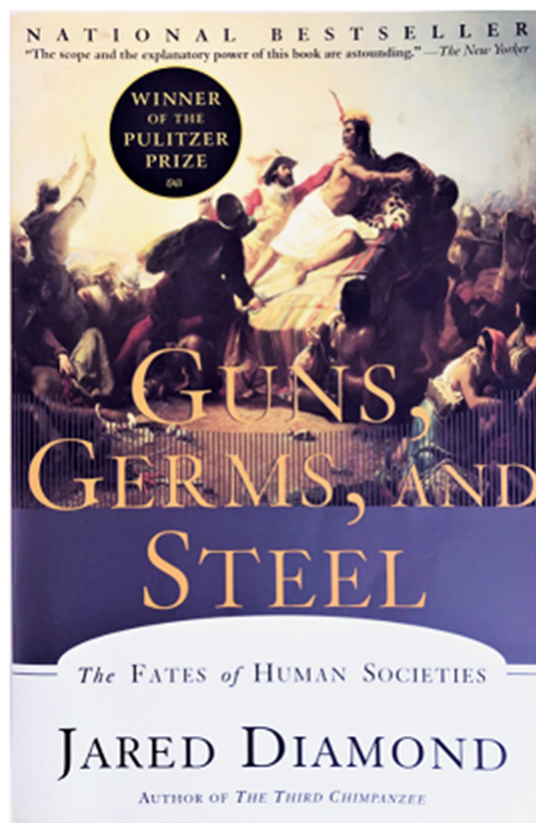
the Commonwealth club of California's Gold Medal. "A book of remarkable scope, a


history of the world in less than 500 pages which succeeds admirably, where so many

others have failed, in analyzing some of the basic workings of culture process. . . . One

of the most important and readable works on the human past published in recent

years." -Colin Renfrew, *Nature*.





Critical Care Nursing

A History

Julie Fairman and Joan E. Lynaugh

with a Foreword by Gladys M. Campbell and Barbara Siebelt

PENN

University of Pennsylvania Press
Philadelphia

13. FAIRMAN, Julie; LYNAUGH, Joan E. *Critical Care Nursing, a History*. Philadelphia: University of Pennsylvania, 1998. ¶ 8vo. x, 175, [1] pp. Illustrations, index. Crimson silver-stamped cloth, dust jacket. Fine. M13361

\$ 30

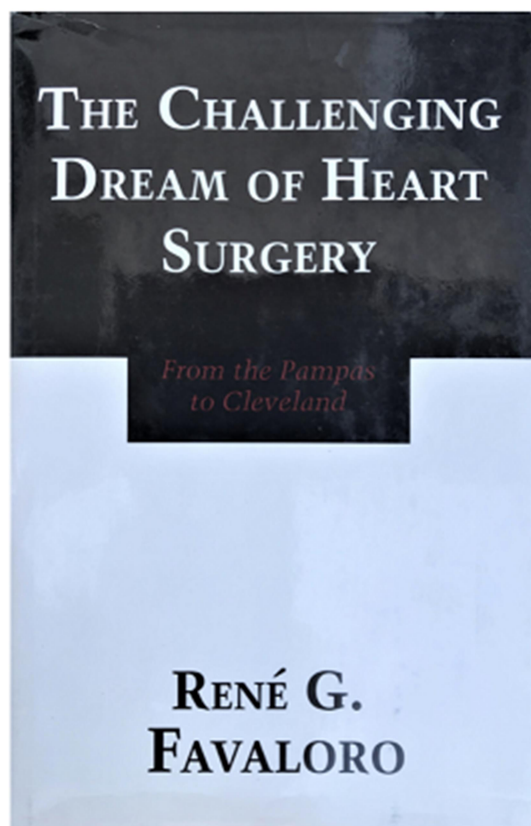
"This outstanding book, takes us on a historical journey through medicine and nursing from the early 1950s through the 1990s—an era in which radical and unprecedented changes occurred in the care of patients (those severely ill, and all others as well) with the development and growth of intensive/critical care units in hospitals. The impetus for initiating these units was multifactorial and complex; the factors included the acute shortage of civilian registered nurses (RNs) during and following World War II, innovative surgical procedures developed in caring for wounded servicemen that later carried over to civilian hospitals, vastly overcrowded hospitals, and the unacceptably high mortality rate among postoperative patients. Nursing care at that time was neither standardized nor organized: it was carried out by

licensed RNs and practical nurses (LPNs), and by unlicensed nurse's aides, each doing what seemed best for the patient at any given time. / ... Fairman and Lynaugh, using archival materials and personal interviews with pioneer nurses in the field of critical-care nursing, have produced a comprehensive, multifaceted book of astounding scope. They trace the development of ICUs, with the attendant problems and solutions, and address continuing complex concerns regarding the care of very ill patients—care that is difficult, often lengthy, often with unexpected consequences, and enormously expensive. However, they state unequivocally that the perseverance of administrators, physicians, and nurses in providing this care “gives testimony to the endurance and power of human ingenuity and caring” (p. 118). This volume is highly recommended for all levels of students, for those interested in medical and nursing history, and for general audiences." [Ada Romaine-Davis, Book review, Johns Hopkins University, *Bulletin of the History of Medicine*, Volume 73, Number 2, Summer 1999].

14. **FAVALORO, Rene G.** (1923-2000).
The Challenging Dream of Heart Surgery: From the Pampas to Cleveland. Boston: Little, Brown, 1994.
¶ Translated into English. 8vo. xvii, [3], 167, [1] pp. Brick red white-printed cloth, dust jacket; jacket creased. Very good. M13365

\$ 150

"René G. Favaloro moved to the Cleveland Clinic in 1962 and with him came a wind of change that was to reshape cardiac surgery forever. With his cherished colleagues, Effler, Sones, Proudfit, Groves, Sheldon, and countless others, he contributed to the double internal mammary artery-myocardial implantation by the Vineberg method, and, subsequently, in May 1967, he reconstructed the right coronary artery by saphenous vein graft interposition. These milestones set the stage for aortocoronary saphenous vein bypass grafting in October 1967. Several other



breakthroughs rapidly followed: the application of the bypass technique to the left coronary artery, the combination of coronary artery bypass grafting with left ventricular reconstruction and valve repair or replacement, and finally, by December 1967, a double bypass to the right coronary artery and the anterior descending branch of the left coronary artery. Emergency coronary artery bypass grafting in patients with acute myocardial infarction soon became Favaloro's next focus. In 1970, he was influenced by the work of George Green in New York City and began using the direct mammary–coronary anastomosis with a few modifications, which popularized it."

"Among René's broad interests, Latin American history was forever in the forefront, which explains his admiration for San Mart'n, who won freedom for Argentina, Chile, and Peru. ... his other book, *De La Pampa a los Estados Unidos* (1992), is another eminently readable account of Dr. Favaloro's experiences, including the memorable years spent at the Cleveland Clinic. This book was later translated in-to English under the title *The Challenging Dream of Heart Surgery* (1994). The preface to this edition was compiled by William L. Proudfit, who wrote the following, with reference to Dr. Favaloro: "One of his favorite books is *Don Quixote* and some have thought that he bears a resemblance to the principal character. This analogy is apt insofar as it applies to struggle towards the ideal. When we were preparing for anatomical dissection in medical school, our brilliant lecturer said, 'Gentlemen, man is a soul, he has a body.' Don Quixote would have endorsed that belief and Dr. René G. Favaloro has lived by it.'" [Gabriella Captur, Memento for René Favaloro, *Texas Heart Inst J.* 2004; 31(1): 47–60.

15. **FITZ, Reginald Huber** (1843-1913). *Acute Pancreatitis; a Consideration of Pancreatic Hemorrhage, Hemorrhagic, Suppurative, and Gangrenous Pancreatitis, and of Disseminated Fat-Necrosis. The Middleton Goldsmith Lecture for 1889.* Boston: Cupples and Hurd, 1889. ¶ Series: *Medical Monographs*, 2. Small 8vo. 91, [1] pp. Original brick-red wrappers; extremities chipped, spine neatly mended. Very good. Very scarce.

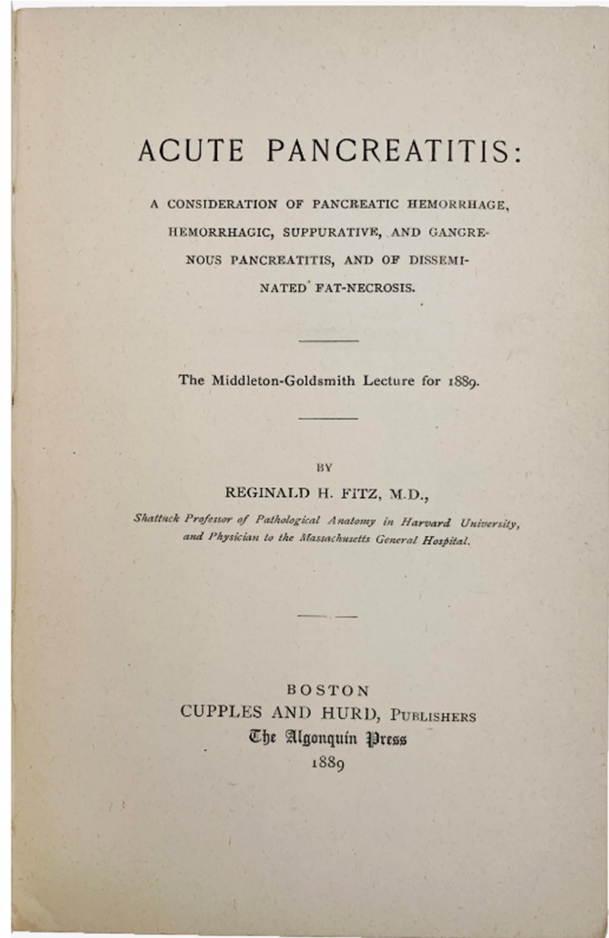
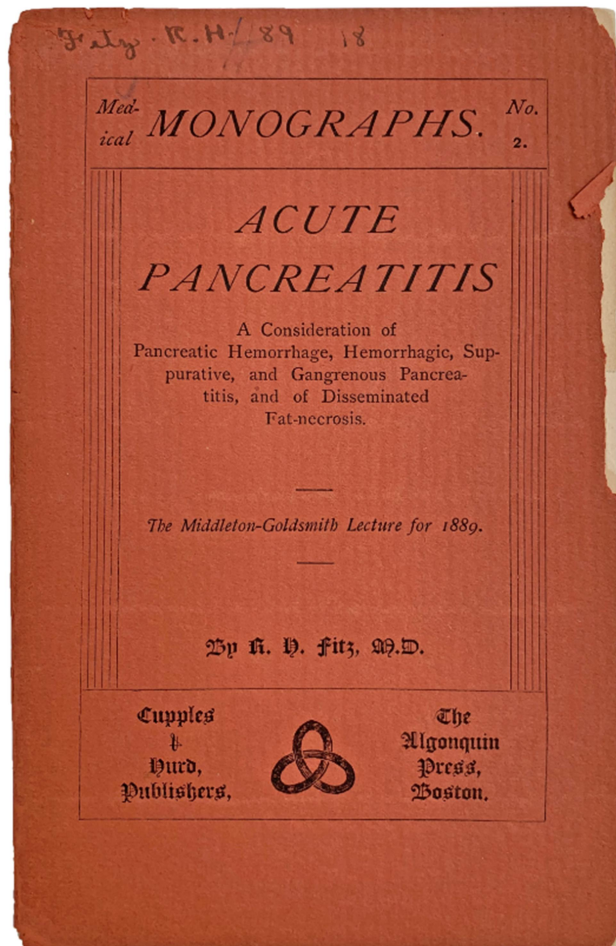
\$ 250

First separate, reprinted from the *Boston Medical and Surgical Journal*. This paper was read before the New York Pathological Society as the Middleton-Goldsmith Lecture. "Fitz described three forms of acute pancreatitis, and made the earliest suggestion that disseminated fat necrosis is the result of a pathologic process in the pancreas." [G-M].



Reginald Fitz of Boston provided the first accurate description of acute pancreatitis in 1889. "While previous authors including [Jacques] Aubert [1579], [A.] Classen [1842], [P.] Friedreich [1878], and [Nicholas] Senn [1886] had all provided anecdotal reports of acute pancreatitis and its complications, it was Fitz who provided the first systematic analysis of this disease." [Leach, Gorelick, and Modlin, p. 110].

"1989 represents the 100th anniversary of Reginald Fitz's initial characterization of acute pancreatitis. Our current understanding of this disease has advanced little beyond Fitz's early description. While survival from pancreatitis has improved largely through advancements in critical care techniques, no medical or surgical therapy exists that can limit pancreatic autodigestion and inflammation. Recent investigations have suggested that pancreatitis may result from a disruption of normal stimulus-secretion coupling within the acinar cell. Future research based on these observations may ultimately result in successful therapy for this disease." [Steven D. Leach, Fred S. Gorelick, and Irvin M. Modlin, "Acute pancreatitis at its centenary. The contribution of Reginald Fitz," *Annals of Surgery*, 1990 Jul; 212(1): pp. 109–113].



"In his landmark paper on acute pancreatitis, published in the Boston Medical and Surgical Journal in 1889, Fitz presented detailed clinical characteristics of fifty-three patients, distinguishing between the haemorrhagic, Suppurative and gangrenous forms of the disease. On treatment he proclaimed, 'pancreatitis has been repeatedly confounded with acute intestinal obstruction, and thus has led ... to an ineffective laparotomy; an operation which, in the early stages of the disease, is extremely hazardous'. Mistakenly, however, he believed that acute pancreatitis was a complication of gastroduodenitis and 'originates by the extension of a gastroduodenal inflammation along the pancreatic duct.'"

[D.A. O'Reilly; A. N. Kingsnorth, "A brief history of pancreatitis," *Journal of the Royal Society of Medicine*, vol. 94, March, 2001.

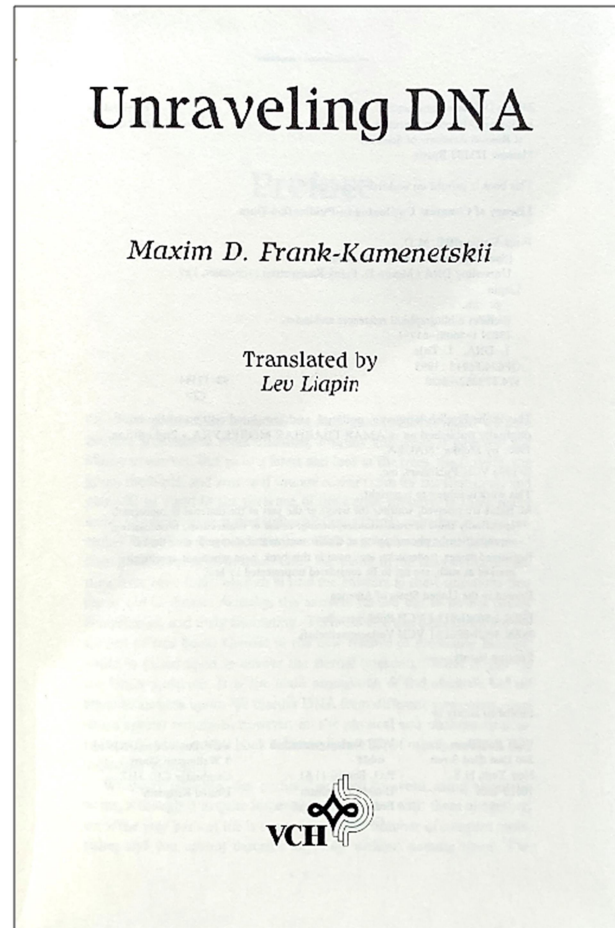

Fitz took his medical degree from Harvard in 1868. He further studied in Vienna under Rokitansky and Skoda, advancing his experience in both pathology and clinical "knowledge". "In doing so he became expert in detailed postmortem examination and clinical diagnosis. In addition he was exposed to Theodor Billroth, then at the zenith of his career. This interaction may explain the uniquely surgical approach that Fitz brought to his later work." Then he went to Berlin and studied under Virchow. "When, in 1870, he returned to Boston as one of the first of Virchow's students in the United States, he introduced both new technical skills and innovative ideas regarding the cell as the essential component of disease." [Leach, Gorelick, and Modlin].

"In 1856, the great French physiologist Claude Bernard (1813-1878) demonstrated the capacity of pancreatic secretions to digest proteins, carbohydrate and fat. However, the first review on acute pancreatitis (AP) was published by Reginald Huber Fitz (1843-1913) in 1889[3]. In his observation of 53 patients with clinical signs of AP, he believed that the disease was a complication of gastroduodenitis causing inflammation of the biliary duct." [Tonsi et.al.].

☞ Garrison Morton 3632 (journal format; this is a separate].

See: Howard, John M.; Hess, Walter. *History of the Pancreas: Mysteries of a Hidden Organ*. Springer Science & Business Media, 2012; Alfredo F Tonsi, Matilde Bacchion, Stefano Crippa, Giuseppe Malleo, and Claudio Bassi, "Acute pancreatitis at the beginning of the 21st century: The state of the art." *World Journal of Gastroenterology*, 2009, Jun 28; 15(24): pp. 2945–2959.



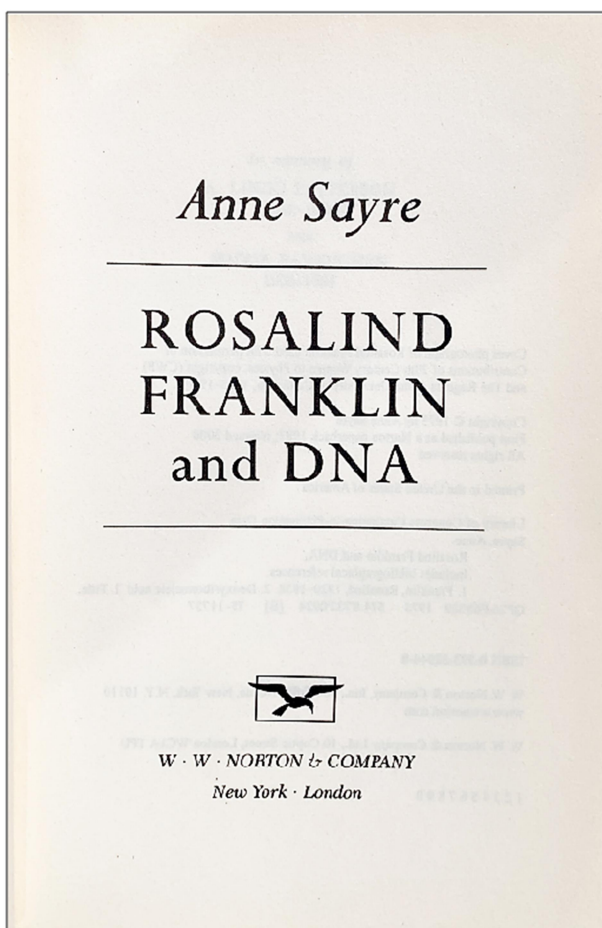
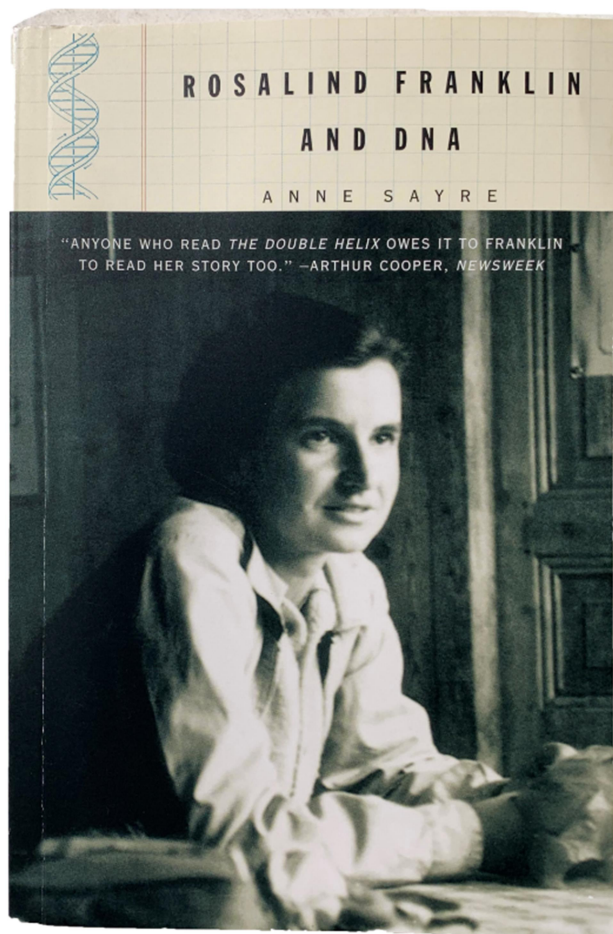


16. **FRANK-KAMENETSKII, Maxim D.** *Unraveling DNA. Translated by Lev Liapin.* New York: VCH, 1993. ¶ 8vo. ix, [1], 205, [1] pp. Illustrations. Pictorial boards. Fine. M13366

\$ 9

"Maxim D. Frank-Kamenetskii is the world famous scientist working in the field of biological physics. His studies of DNA physics have laid the foundations for the understanding of the fundamental mechanisms of biological processes. M.D. Frank-Kamenetskii is the author of the theories of thermal denaturation of DNA double helix (helix-coil transition), the topological effects in polymer systems and biological molecules, the polyelectrolyte properties of DNA, the process of DNA double helix supercoiling, the electron-vibrational spectra of polyatomic molecules and numerous applications of DNA theory achievements in modern biotechnology. M.D. Frank-Kamenetskii is the author of the discovery of the intramolecular triplex structure of DNA (the H-form)."






17. [FRANKLIN, Rosalind (1920-1958)] SAYRE, Anne (1923-1998). *Rosalind Franklin and DNA*. New York: Norton, 2000. ¶ 8vo. 221, [1] pp. Frontis. portrait. Pictorial wrappers. Near fine. M13367

\$ 5

Anne Colquhoun Sayre "was a lifelong friend of Franklin, who played a key role in the discovery of the chemical structure of DNA. A strong feminist, her 1975 book *Rosalind Franklin and DNA* became an exposition of the account of sexism in the scientific community on one hand, and the true genius of the British Chemist Rosalind Franklin in her contributions to molecular biology on the other hand." [Wikip.]



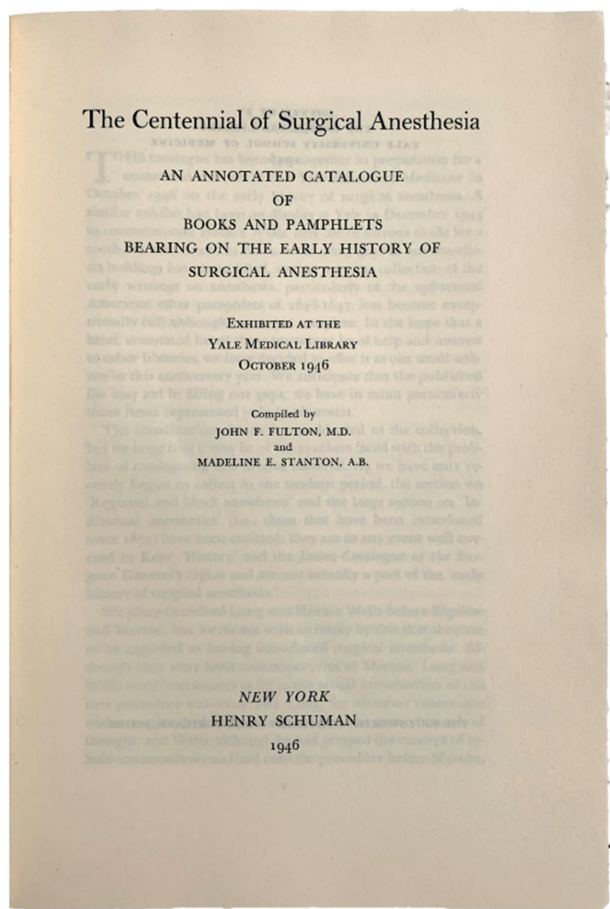
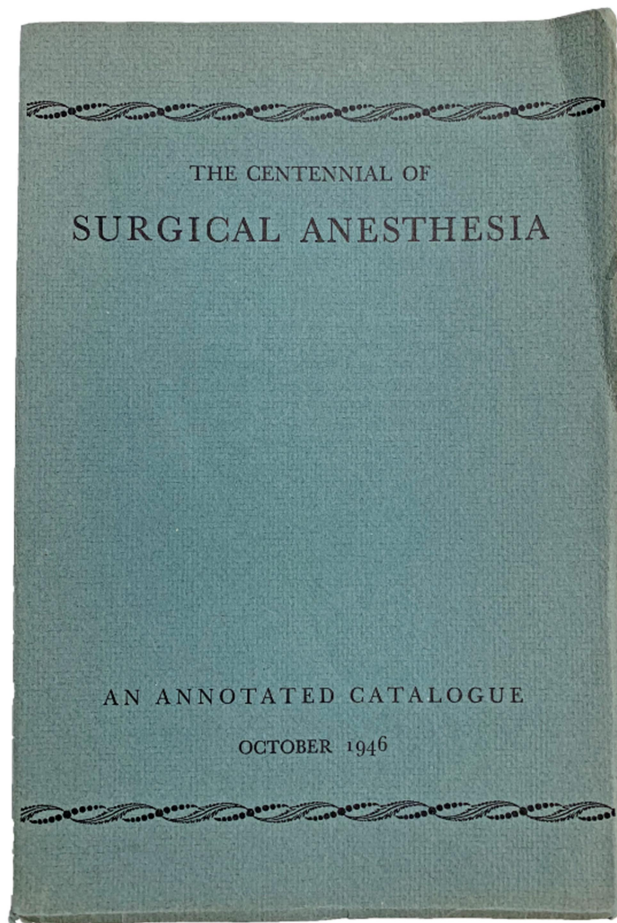


18. **FÜLÖP-Miller, Rene** (1891-1963). *Triumph Over pain. Translated by Edén and Cedar Paul.* New York: Literary Guild of America, 1938. ¶ 8vo. xii, [2], 438 pp. Frontis., illustrations, index. Brown gilt-stamped cloth. Bookplate of Muriel Layman. Near fine. M13368

\$ 7

Extensively inscribed by Anthony W. Orlandella, M.D. to Michael Kennedy, M.D.





Inscribed to Benjamin Paul Blood

19. **FULTON, John Farquhar** (1899-1960); **Madeline Earle STANTON** (1898-1980). *The centennial of surgical anesthesia, an annotated catalogue of books and pamphlets bearing on the early history of surgical anesthesia. Exhibited at the Yale Medical Library October 1946.* New York: Henry Schuman, 1946. ¶ Series: *Historical Library, Yale Medical Library*, 15. 8vo. xv, 102 pp. Original grayish-blue printed wrappers; corner fold. SIGNED PRESENTATION BY FULTON "For Miss Anna W. Blood, with warm appreciation from John F. Fulton." Very good.

\$ 150

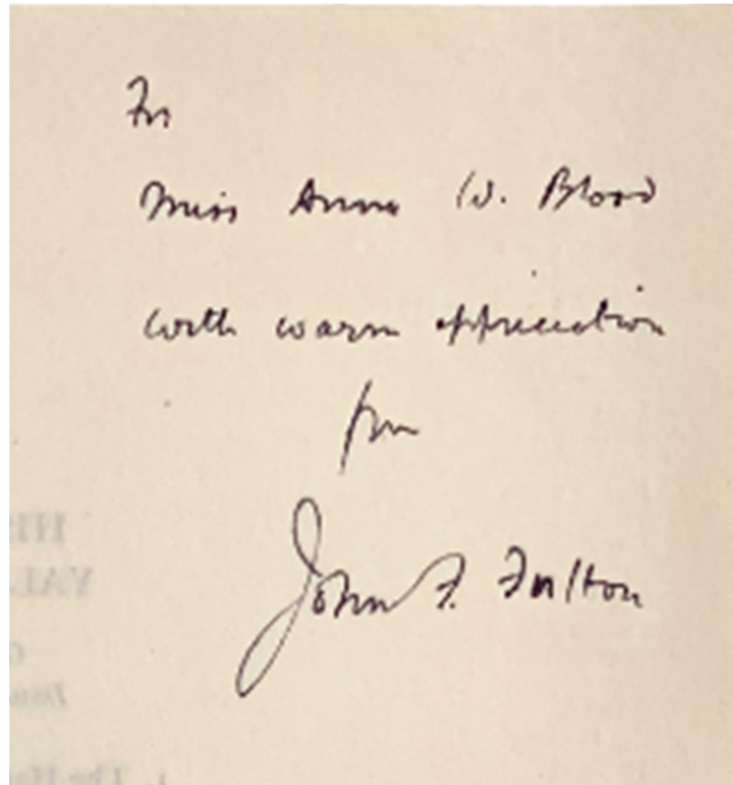


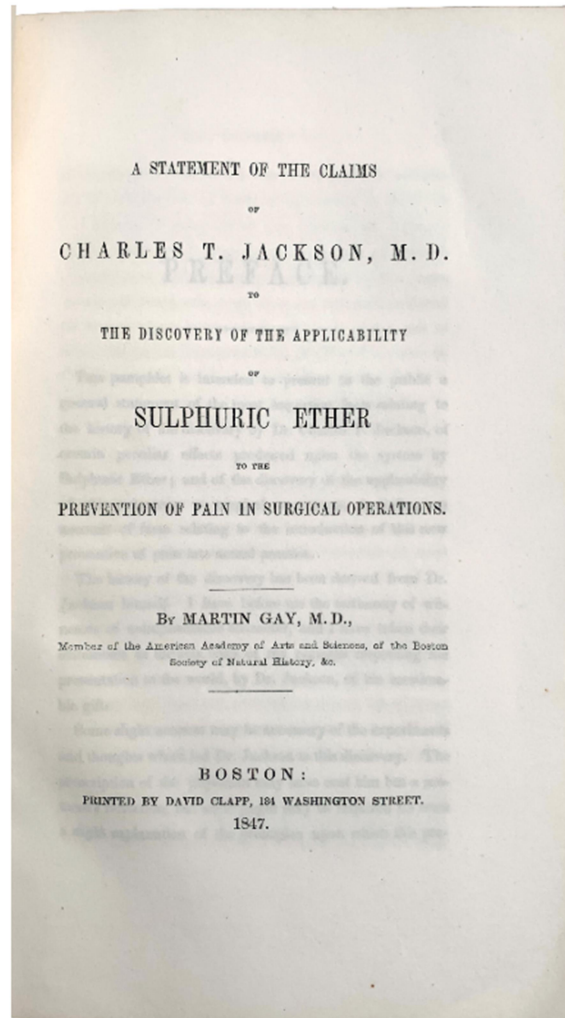
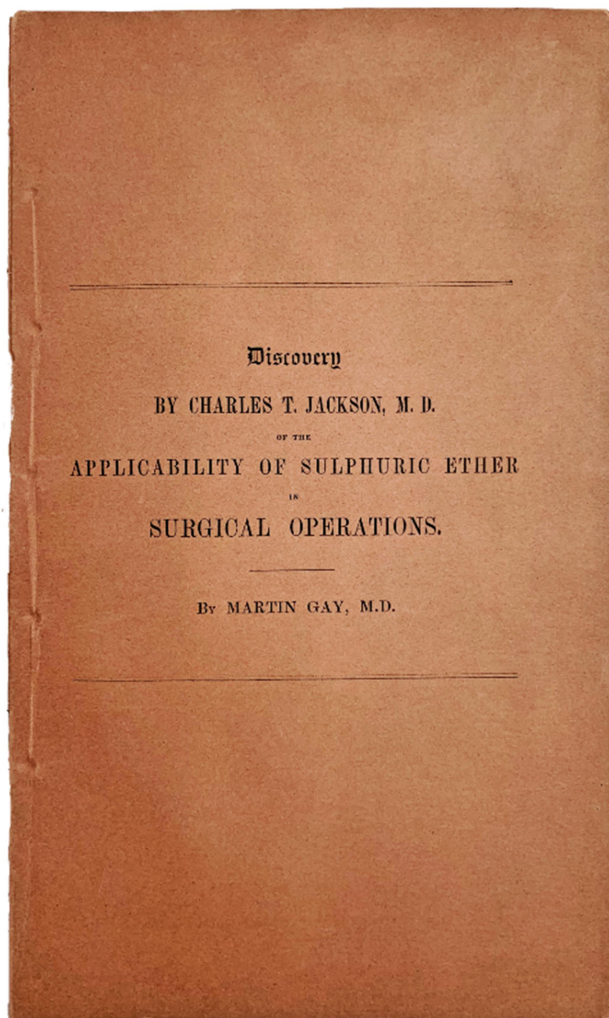
Madeline E. Stanton was Harvey Cushing's Secretary at Peter Bent Brigham Hospital since the 1920s. She came to Yale to work with Cushing in 1933.

PROVENANCE: A guess: Since the text mentions Benjamin Paul Blood (1832-1919), this copy could be inscribed to a descendent of his, and perhaps a source that Fulton and Stanton consulted to gain information for this exhibition. Benjamin Paul Blood and his wife Harriet had one daughter named Anna W. Blood.

Fulton was an eminent historian of medicine and science, and he was a contributing scientist, teacher, author and bibliophile. His skill is complimented upon by Chauncey D. Leake in his

Eloge to Fulton. While he is most recognized as the biographer of Cushing (with whom he closely worked and called a colleague), he also wrote about Benjamin Silliman, Robert Boyle, Girolamo Fracastoro, Richard Lower, John Mayow, Sir Kenelm Digby, and Joseph Priestley.





20. **GAY, Martin** (1803-1850). *A Statement of the Claims of Charles T. Jackson, M.D. to the discovery of the applicability of sulphuric ether to the prevention of pain in surgical operations.* Boston: Printed by David Clapp, 1847. ¶ 8vo. 29, [3], xviii pp. Original brown printed wrappers. Near fine.

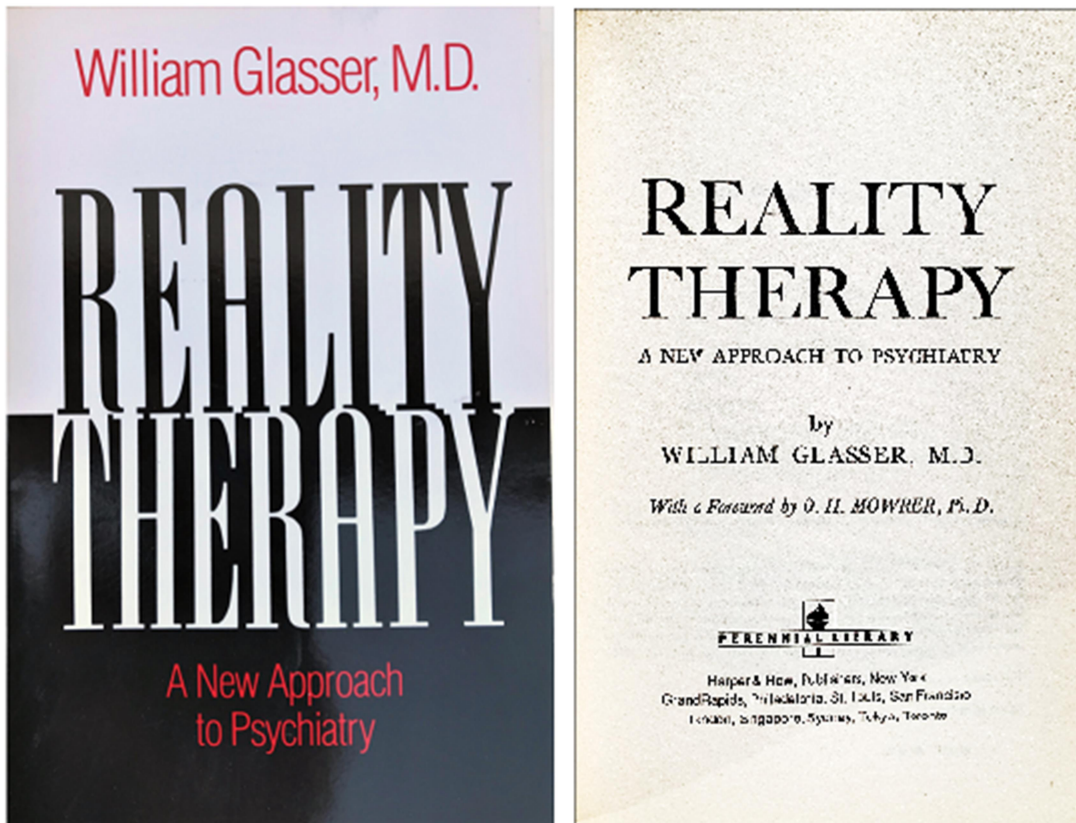
\$ 400

This is the one and only publication of Martin Gay, though he was learned and lectured widely. Publishing his papers was not something he did more than this once. "He published nothing in his own name except a pamphlet, in the year 1847, entitled, "Discovery, by Charles T. Jackson, M.D., of the Applicability of Sulphuric Ether in Surgical Operations." Whatever difference of opinions may exist as to the question at issue in the controversy respecting the discovery of Etherization, there can be none as to the ability, fairness, and gentlemanly spirit with which that production is written, nor the generous devotion of friendship which prompted him to undertake the

defense of what he believed, with the strongest conviction, to use his language, to be ‘the cause of truth and justice.’” [Obituary]. *Littell's Living Age*, edited by Eliakim Littell, Robert S. Littell. vol. XXIV, Jan-Feb-March 1850. p. 462.

Martin Gay, M.D., educated at Harvard University, taking his medical degree in 1826. He was considered expert in chemistry and mineralogy. “His judgment was sound and discriminating, and he was skillful in the application of his knowledge to practical purposes. ... In many of the analytical processes of [chemistry], especially those required in toxicological researches, he was thoroughly versed; and his scientific services were sought in many cases of suspected poisoning.” He was one of the founding members of the Boston Society of Natural History and a Member of the American Academy of Arts and Sciences.

☞ Fulton & Stanton, *The Centennial of Surgical Anesthesia*, (1946), V, 8 (pp. 71).

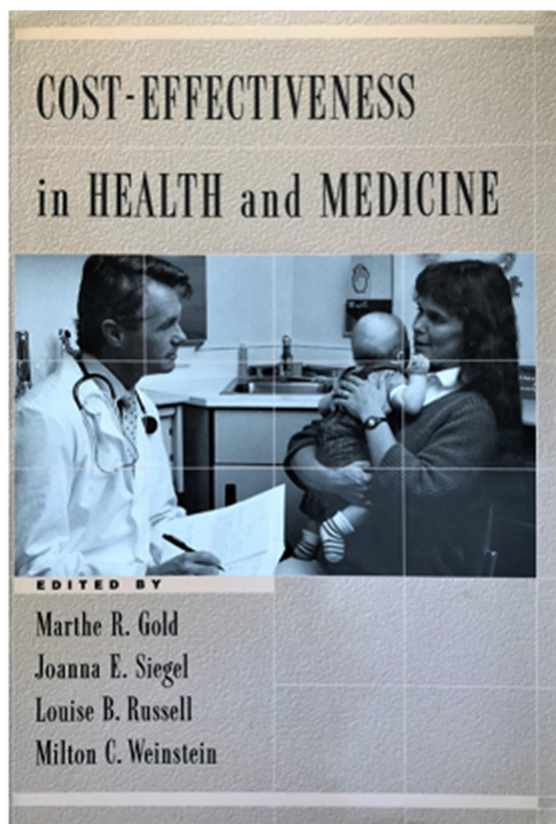


21. **GLASSER, William** (1925-2013). *Reality Therapy; A New Approach to Psychiatry*. New York: Perennial Library, 1990. ¶ 8vo. xxiii, [1], 166, [2] pp. Pictorial wrappers. Fine. M13369

\$ 5

22. **GOLD, Marthe R.; SIEGEL, Joanna E.; RUSSELL, Louise B.; WEINSTEIN, Milton C.** [eds.]. *Cost-Effectiveness in Health and Medicine*. New York: Oxford University Press, 1996. ¶ 8vo. xxiii, [1], 425, [1] pp. Tables, index. Tan printed cloth, dust jacket; jacket rubbed. Ownership signature of Michael Kennedy, M.D. Very good. M13370

\$ 5



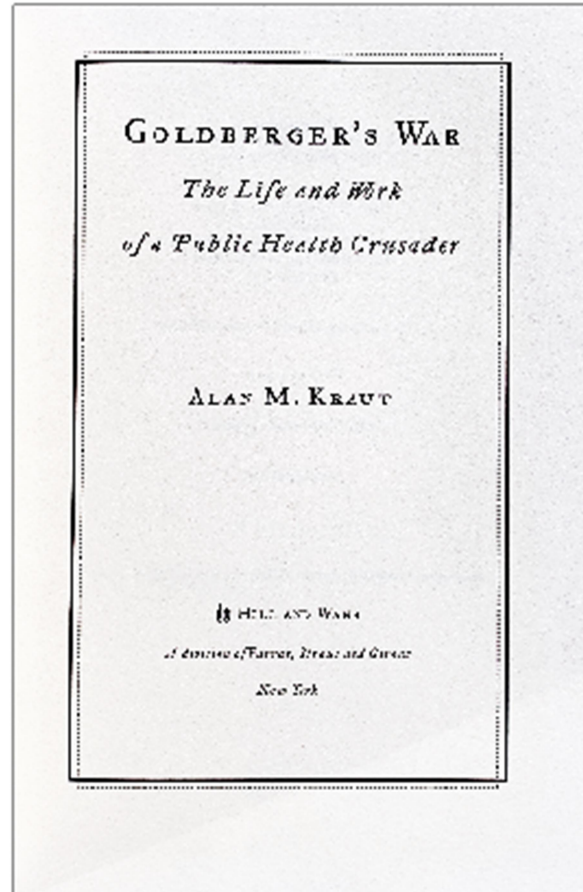
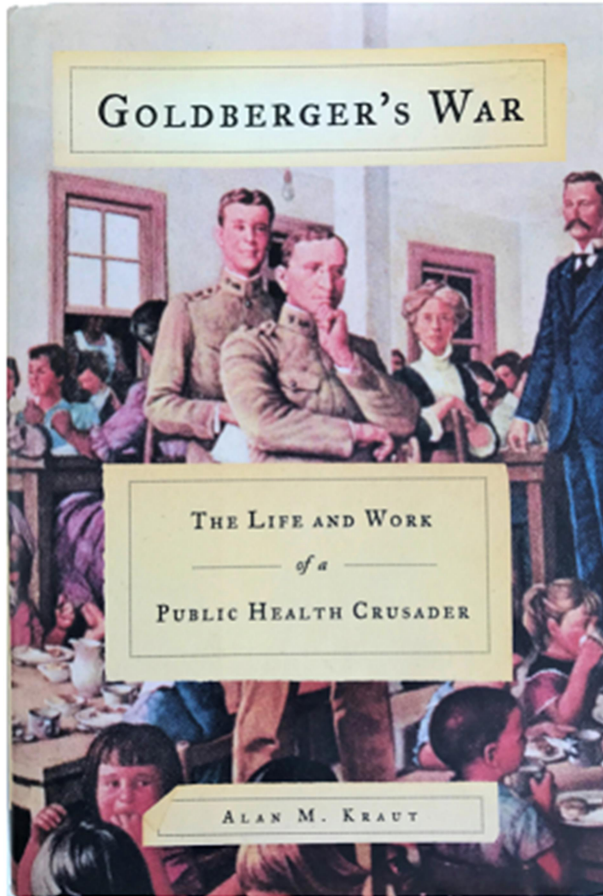
23. [**GOLDBERGER, Joseph** (1874-1929)] **KRAUT, Alan M.** *Goldberger's War: The Life and Work of a Public Health Crusader*.

New York: Hill and Wang, 2003. ¶ 8vo. xvi, 313, [1] pp. Frontis. portrait, plates, index. Quarter black gilt-stamped cloth, goldenrod boards, dust jacket. Near fine. M13363

\$ 10

Review: "In the early twentieth century, over 100,000 poor Southerners, young and old, black and white, sharecroppers and mill hands, were afflicted annually with pellagra, a mysterious and frequently fatal disease characterized by skin lesions, delirium, and gastrointestinal disturbances (1). Each flood of the Mississippi River or collapse in the price of cotton pushed up the incidence. As fatalities rose, Joseph Goldberger, an up-and-coming bacteriologist in the US Public Health Service, assigned in 1914 to investigate the growing epidemic, concluded that the widely accepted infectious etiology was incorrect. Through careful field work in prisons and orphanages, Goldberger provided strong evidence for an underlying dietary deficiency (1-7). To convince the scientific public that pellagra was not transmissible, Goldberger, his coworkers, and his wife received injections of blood and excrement from affected prisoners. That none of them came down with pellagra is part of the saga, but that they escaped hepatitis or syphilis or some other common disease was

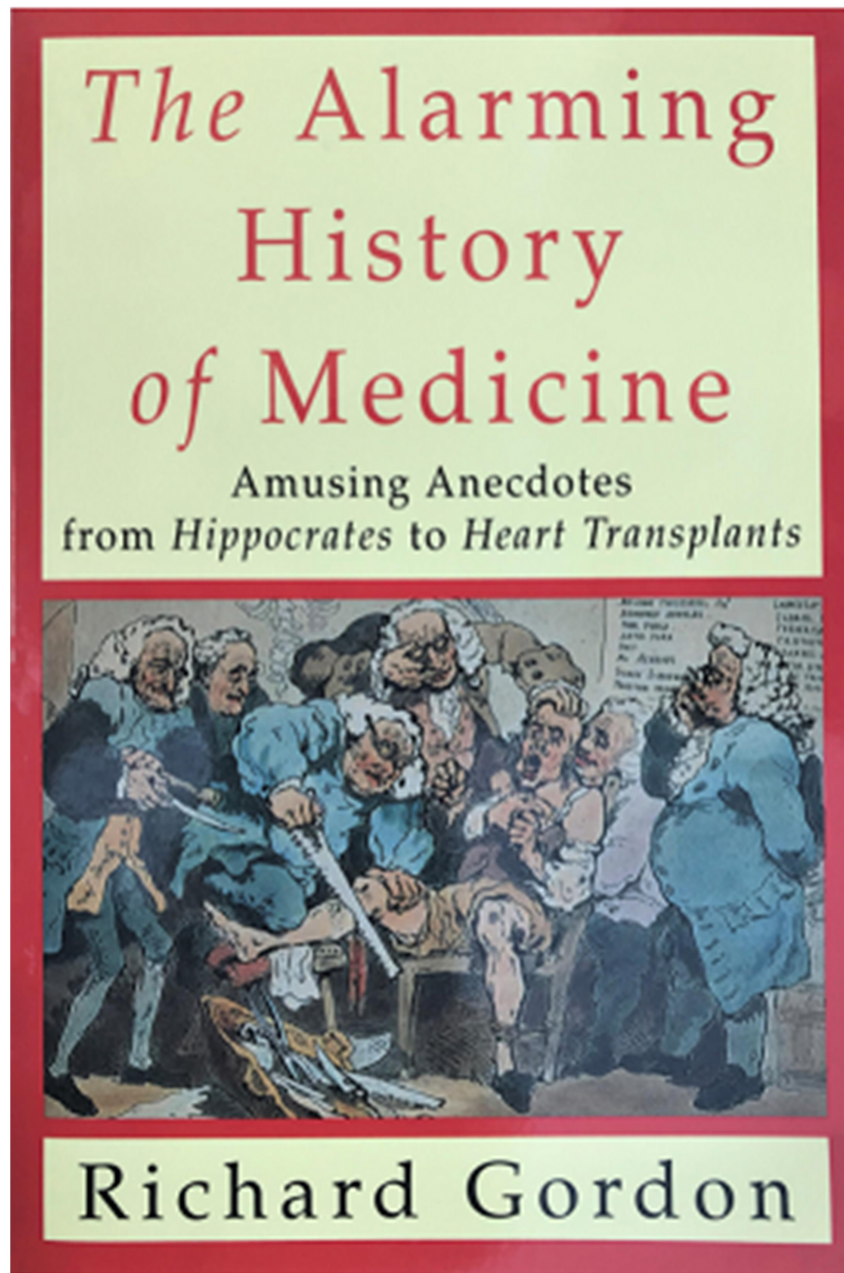




indeed fortuitous."; "Because pellagra's victims were poor and socially unconnected, Goldberger's original cure, a diet rich in lean meat, eggs, and milk, was considered unacceptable because it was too expensive. Returning to the federal government's Hygienic Laboratory in Washington, Goldberger validated a model of the disease in dogs and showed that brewer's yeast, at pennies a day, could do as well as the expensive diet. Political barriers, however, impeded the adoption of this inexpensive remedy. The result was that the total conquest of pellagra was delayed until 25 years after Goldberger's discovery of a cure and ten years after his death."; "Alan Kraut's book is a skilled recounting of Goldberger's life and complements nicely Elizabeth W. Etheridge's 1972 masterpiece, *The butterfly caste: the social history of pellagra* (3). Kraut recounts how Goldberger's achievements with pellagra garnered international recognition, including support for a Nobel Prize. Unfortunately, Goldberger died from cancer in January 1929, so his nomination was disqualified. Goldberger would have been a perfect companion to Christiaan Eijkman and Frederick G. Hopkins, who were selected for the Nobel Prize later that year for their work on vitamins. Kraut mourns the vacancy, the empty third slot in that 1929 Nobel Prize. A report of


the archival records of the Nobel Committee's deliberations would have been a worthwhile addition to this book. That third slot should be declared a perpetual memorial to Goldberger, who, in 15 years of total commitment, uncovered the cause of pellagra and introduced successful prevention and a cure."; "Goldberger was a model research leader, revered by his colleagues who shared in his achievements. The research accomplishments of Goldberger and his colleagues, some of whom later became medical leaders, touch many still-relevant issues: the effects of poverty on medical care and medical research, the role of politics in altering the course of new therapies, and the ethical challenges of research. Also relevant are rules for researchers performing experiments on themselves and the dangers of investigating infectious diseases. Goldberger survived yellow fever and dengue and almost died of typhus, which reminds one of the present-day dangers facing health care workers in contact with patients with dangerous diseases such as ebola and SARS. Finally, Kraut uses the letters between Goldberger and his wife to highlight the ever-relevant struggles of professional versus family demands, the recurrent pain of months of separation, and the stresses of family finances on a dedicated but underpaid public servant."; "I also enjoyed following the story of the nine-year-old Goldberger as he emigrated with his family from a village at the fringes of the Austro-Hungarian Empire to New York's Lower East Side. There, good luck and hard work got him through City College of New York and the Bellevue Hospital Medical College. Kraut concludes that the economics and social isolation of solo medical practice led Goldberger to seek a US government post. Turned down by the Navy, he accepted a commission in the US Marine Hospital Service, which became the US Public Health Service in 1912. This book also recalls the multiple subtle and overt instances of anti-Semitism that Goldberger endured, including the extreme prejudice practiced by the US Navy in the recruitment of officers. We are all indebted to the Navy for rejecting Goldberger and thus assuring his scientific and medical legacy."; "Instead of a history of a plague, Kraut presents a role model. Because of that, I recommend this book to every health care professional in his or her formative years. Curriculum committees often overvalue facts and neglect role models. It would be easy to remove 313 pages from today's overstuffed medical curriculums and substitute this narrative of Goldberger's life." – Jesse Roth. *J Clinical Invest.* 2004 Mar 1; 113(5): p.650.





24. **GORDON, Richard.** *The Alarming History of Medicine.* New York: St. Martin's Griffin, 1993. ¶ 8vo. xi, [3], 256 pp. Illustrations. Pictorial wrappers. Fine. M13371 \$ 5





GROLIER MEDICAL 68

JEFF WEBER RARE BOOKS | Catalogue 241 MEDICINE



"... the most sought-after textbook of anatomy across the English-speaking world."

25. **GRAY, Henry** (1827-1861). *Anatomy, Descriptive and Surgical. The drawings by H. V. Carter, M.D. The dissections jointly by the author and Dr. Carter.* London: John W. Parker and Son, 1858. ¶ Royal 8vo. xxxii, 750 pp. (note: age 369 incorrectly numbered 367). With 363 wood-engravings, index. Modern half calf, original marbled boards, raised bands, gilt-stamped rules and spine title on dark brown morocco, all edges marbled. Original binder's stamp at rear: E. Walker & Sons, New York. Title inscription to previous owner: Charles E. Hagner from Dr. Charles H. Smith. Handsome copy. RARE.

\$ 15,000

FIRST EDITION, one of 750 copies printed, of the medical text which has been more widely used by successive generations of medical students and doctors than any other. Not only an important book of reference, Gray's *Anatomy* has become a household phrase. "The success of the book was not due to an absence of rivals. There were already several texts on anatomy Gray's *Anatomy*, however, eclipsed all others, partly for its meticulous detail, partly for its emphasis on surgical anatomy, but most of all perhaps for the excellence of the illustrations, based on drawings by H. V. Carter, who assisted Gray with the dissections, and engraved by Messrs. Butterworth and Heath with remarkable skill. The design of the book, and the skill with which the illustrations were interpolated in the text, could hardly have been improved" (ODNB).

"The success of Gray's work may be due to the fact that he wrote clearly and arranged the contents of his book so well, integrating surgical anatomy into the main text. The excellent illustrations may also have contributed – these were wood engravings after drawings by Henry Vandyke Carter, Gray's assistant at St. George's Medical School." Richard L. Golden [*Grolier 100 Medical*, 68].

"This lasting and monumental work, produced by a young man who dies young, must be compared to the *Fabrica* of Vesalius, who

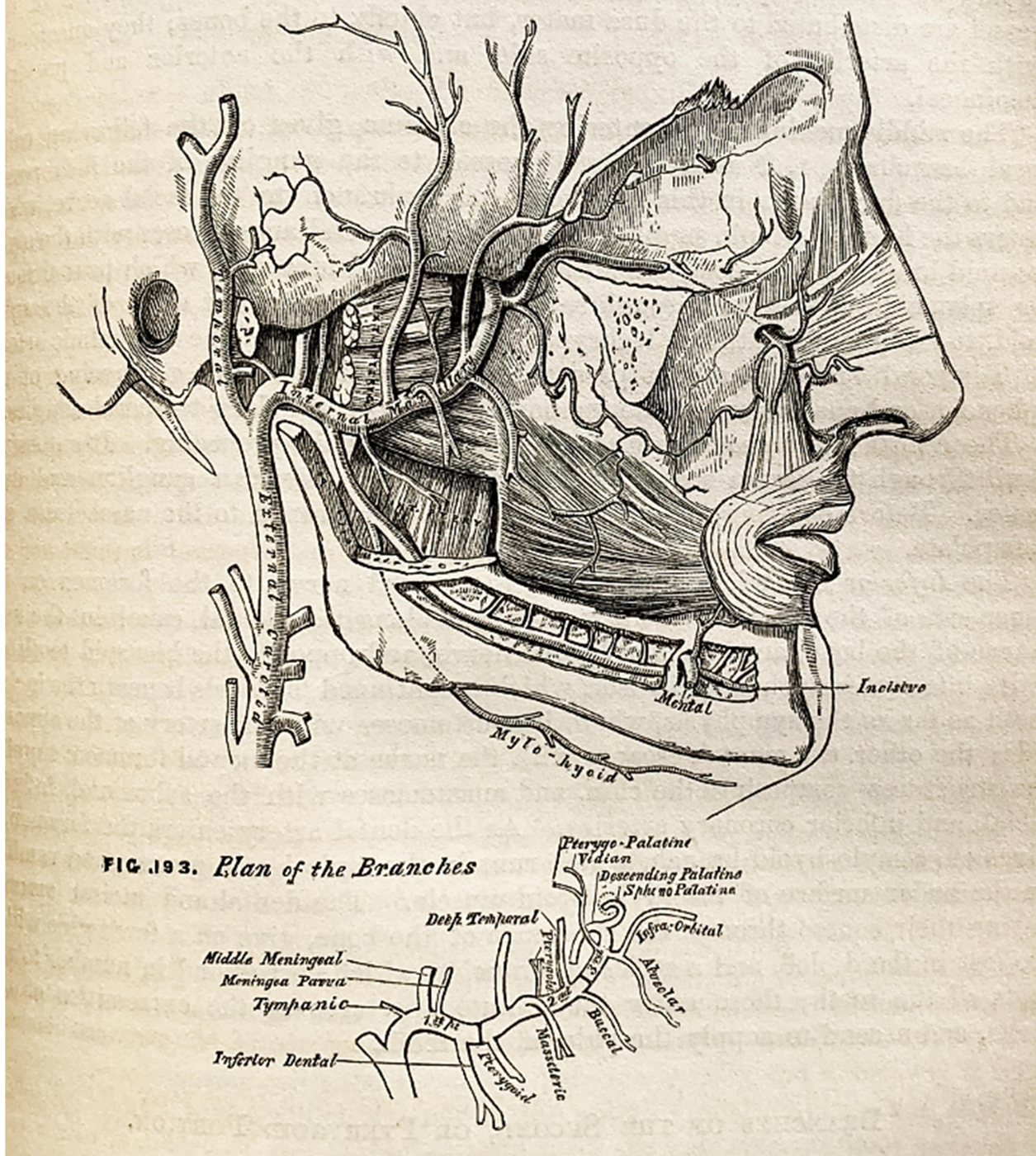


produced his great work before the age of thirty years” (*Heirs to Hippocrates*).

"The legendary work of Henry Gray titled *Anatomy: Descriptive and Surgical*, popularly known as Gray's *Anatomy* was published in 1858 and the voluminous text had 750 pages which were complimented with 363 illustrations. Gray was an English anatomist & surgeon and he was a Fellow of the Royal College of Surgeons at the time his work was first published. As the title of the text as well as the background of its author would suggest, Gray's text provided deep insights into the application of the knowledge of anatomy to surgical practice. In fact, the primary objective of the author was to induce the reader to apply the anatomical details to hone one's skills as a surgeon. In a way Gray's *Anatomy* followed the trend established by John and Charles Bell in their anatomical text, however Gray was able to present the details in a more evolved, elaborate and precise manner based on his long dissection sessions as well as through more number of illustrations used in the text. Moreover, Gray's *Anatomy* also introduced the concept of sectional anatomy by the use of illustrative depictions of methodically prepared sections of the human body. Although the concept presented in the text was in a rudimentary state, nevertheless it laid the foundation of a major advancement within the domain of anatomical sciences. In order to propel his readers forward Gray himself travelled the reverse path when as a painstaking and methodical worker, Gray (although he was a trained surgeon) advanced his anatomical knowledge by the slow but invaluable method of making dissections for himself. The key component of the success story of Gray's *Anatomy* were the observations noted during the course of these detailed human dissections as well as examination of surgical specimens with substantial focus on the study of normal anatomy and possible variations thereof. The monumental exercise that Gray undertook over a considerable period of time is evident across the pages of the text that served as the very basis of medical science for generations to come.



192.—The Internal Maxillary Artery, and its Branches.



"The phenomenal success of Gray's text can be attributed to a large extent to the excellence of its illustrations. The drawings used in the text were prepared by Henry Vandyke Carter (1831–1897). When Gray began work

JEFF WEBER RARE BOOKS | Catalogue 241 MEDICINE

on his text, Carter was working as a demonstrator of anatomy at St. George's Hospital Medical school where Gray was his senior and serving as a lecturer. Both Carter and Gray had similar interest and soon became good friends. Gray relied to a great extent on Carter to assist him with the dissections also to prepare the large number of illustrations required for the text. Continuing with the 'lack of style' approach introduced by John and Charles Bell, Carter restrained himself from any attempt to place the figures in graceful poses or against unrealistic/whimsical backgrounds. The use of life size views of the human was consciously avoided and even a complete skeleton was not depicted anywhere in the text. Carter's illustrations were aimed at scientific description of the anatomical structures and the core value of these well-prepared wood engravings was the illustrative clarity which was remarkably atypical in relation to that period. In those days, illustrations in anatomy texts were typically proxy labelled, whereby the reader had to refer to the key which was usually provided in the footnote. The illustrations used in Gray's *Anatomy* contrastingly represented unified nomenclature and structures which enabled the reader to assimilate both simultaneously. Carter's work ensured that throughout the text the focus remain on the anatomical details and this was in accordance to Gray's dream to provide visual descriptions in anatomy that would be useful for aspiring surgeons and clinicians. The completed manuscript and illustrations for Gray's *Anatomy* were forwarded to the publishers John W Parker & Sons towards the end of 1857. When the book was eventually published a year later, Gray and Carter were not able to celebrate together as Carter had already left for India, where he was appointed as Professor of Anatomy & Physiology at Grant Medical College in Bombay. Within one year of its publication in England, Gray's *Anatomy* was made available in the United States and the resulting surge in popularity of the text reflected in the sales. Within a short timespan Gray's *Anatomy* emerged as the most sought-after textbook of anatomy across the



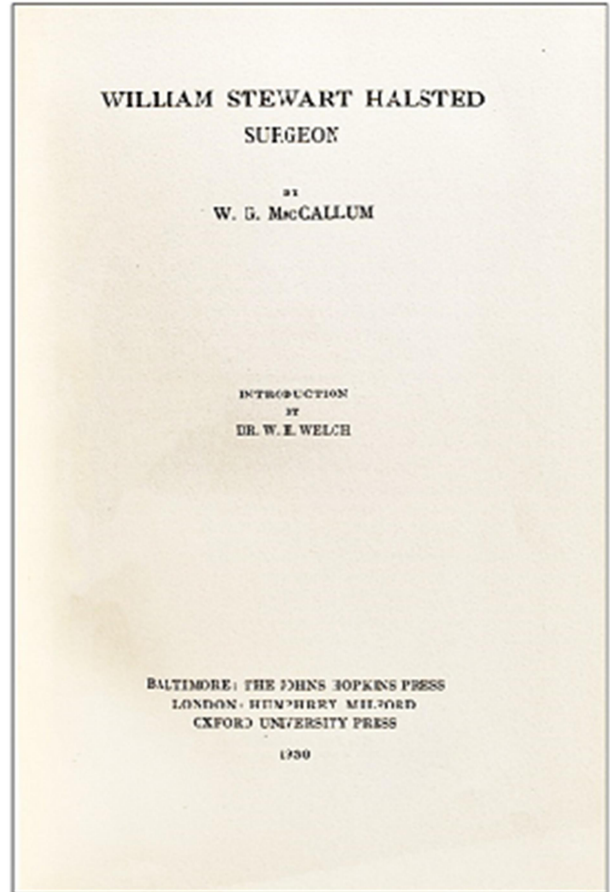
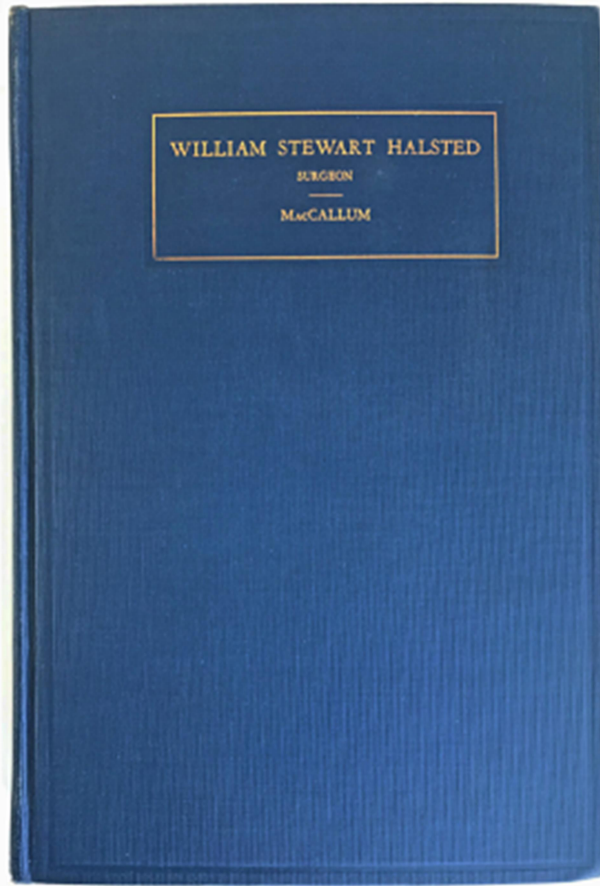
English-speaking world. Encouraged by the success of his work, Gray began working on a second edition being assisted by his colleague Timothy Holmes who was also a surgeon. Unfortunately, Gray passed away at a very young age in 1861 due to small pox and could not oversee the completion of his work. This responsibility was ably tendered by Timothy Holmes, who prepared the subsequent seven editions of this masterpiece in anatomy." [Sanjib Kumar Ghosh; Ashutosh Kumar].

PROVENANCE: Charles Evelyn Hagner, M.D., of Washington D.C., gave a paper, "A Case of Hernia of Parturient Uterus through the Linea Alba." Read before the Medical Society of the District of Columbia, October 31, 1888. JAMA. – Dr. Charles H. Smith could not be identified.

☼ Garrison-Morton 418; Grolier, *One Hundred Books Famous in Medicine*, 68; *Heirs of Hippocrates* 1914; Norman 939.

See: Sanjib Kumar Ghosh; Ashutosh Kumar, "The rich heritage of anatomical texts during Renaissance and thereafter: a lead up to Henry Gray's masterpiece," *Anat Cell Biol.* 2019 Dec; 52(4): pp. 357–368.





26. [HALSTED, William Stewart (1852-1922)] **W. G. MACCALLUM**. *William Stewart Halsted, Surgeon*. Baltimore: Johns Hopkins Press, 1930. ¶ First edition. 8vo. xvii, [1], 241, [1] pp. Frontis., illus. Navy blind- and gilt-stamped cloth. Nolan Kaltreider bookplate. Fine. M13373

\$ 75

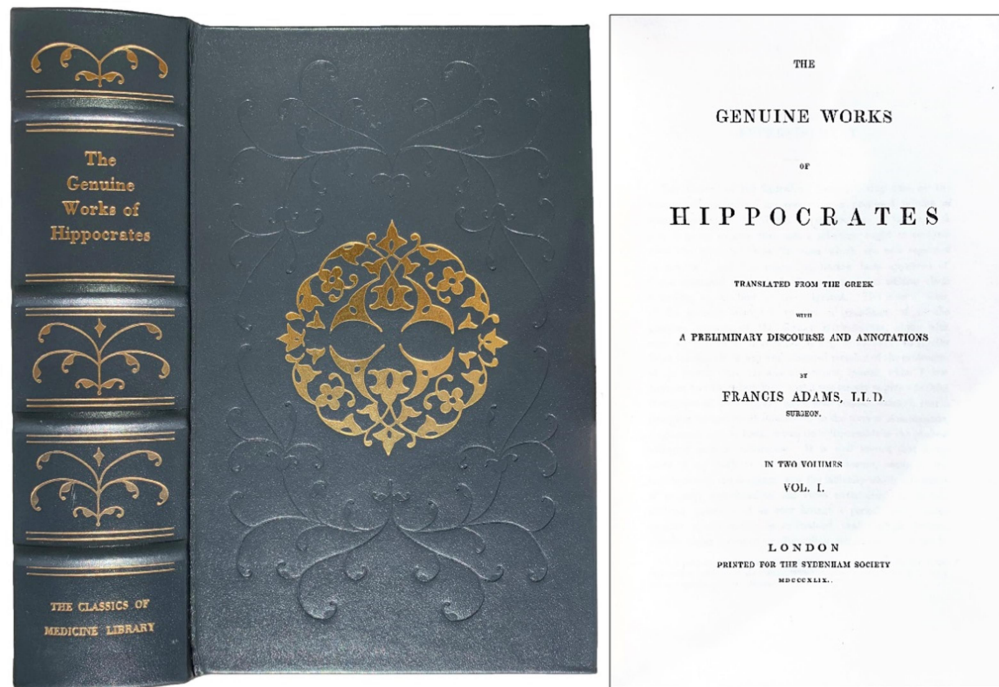
Provenance: Dr. Nolan Levi Kaltreider (1905-1994) of Rochester, NY.

27. [HARVEY, William (1578-1657)] **KEYNES, Geoffrey (1887-1982)**. *The Life of William Harvey*. Oxford: Clarendon Press, 1966. ¶ First edition. Thick 8vo. xviii, 483, [1] pp. Color frontis., plates, index. Maroon gilt-stamped cloth. Ownership stamp on title of Dr. Franco Crainz. Very good+. M13374 \$ 22





[HARVEY 27]



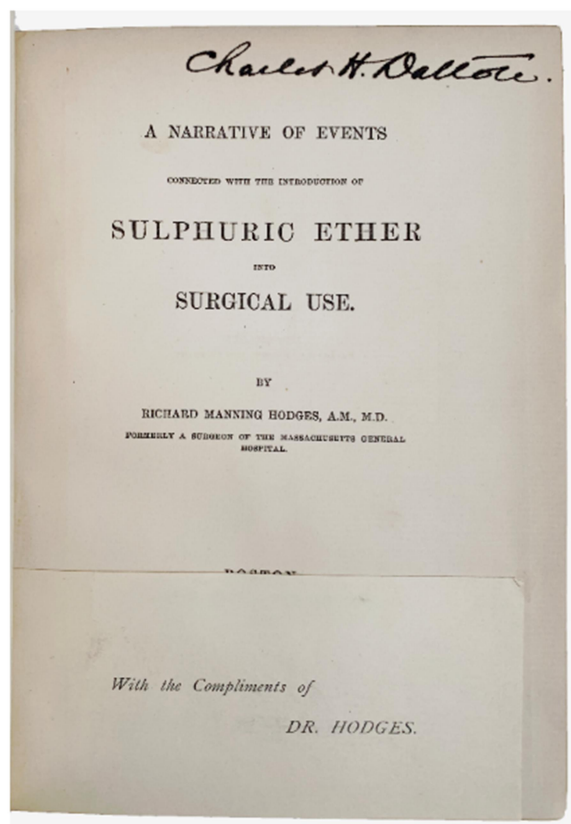

28. **HIPPOCRATES** (460-370 BC). *The Genuine Works of Hippocrates Translated from the Greek with a Preliminary Discourse and Annotations by Francis Adams*. Birmingham: Classics of Medicine Library, 1985. ¶ 2 volumes in 1. Thick 8vo. [iv], x, 466, [2]; vi, [2], (469)-872, [4] pp. 8 pls., index. Slate-black blind- and gilt-stamped leatherette, all edges gilt. Michael T. Kennedy, M.D. ownership stamp. Fine. M13376

\$ 35

Special Limited edition facsimile of the classic 1849 Sydenham Society edition.

JEFF WEBER RARE BOOKS | Catalogue 241 MEDICINE





29. **HODGES, Richard Manning** (1827-1896). *A Narrative of Events Connected with the Introduction of Sulfuric Ether for Surgical Use*. Boston: Little, Brown, 1891. ¶ Square 8vo. vi, 7-159, [1] pp. Early half dark green morocco, green cloth, raised bands, gilt spine title, marbled endleaves; some neat kozo repairs, edges freckled. Ownership signature of Charles H. Dalton (on title). With: MOUNTED ON TITLE IS A PRINTED PRESENTATION SLIP: "With the Compliments of Dr. Hodges." Very good.

\$175

Outlines the early history and controversy involving W.T.G. Morton, Horace Wells, Charles T. Jackson, as well as "Dr. [Crawford W.] Long's claim", giving the side taken by each person.

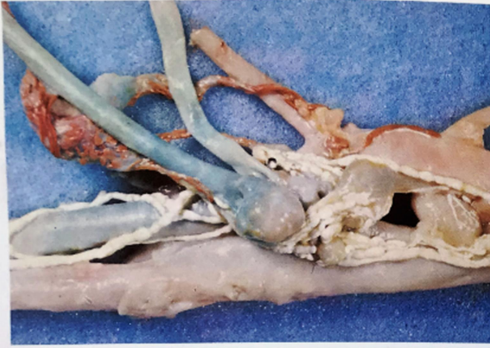
"Dr. Jackson felt that he was the discoverer not only of anesthesia (until he heard about Long's claim) but also of the telegraph. Jackson was a passenger with Prof. Samuel F. Morse on board the ship "Sully," sailing from Le Havre to New York in October, 1832, One day after dinner there was a discussion among the company on the recent electro-magnetic discoveries. Jackson told about his experience in Paris in

witnessing the electric demonstrations of Ampere. The question was asked of Jackson if the length of wire in the coil of a magnet did not retard the passage of electricity. In proof that it did not, Jackson told how Franklin had caused electricity to travel twenty miles by means of a wire stretched up the Schuylkill River. Jackson claimed that Morse conceived the telegraph then and there, basing his claim to the discovery on this chance conversation." Thomas E. Kays, *The History of Surgical Anesthesia*, (p. 26).

Hodges was an American surgeon. He is known for publishing a work on surgical joint excisions, an account of the first use of ether for surgical anesthesia, and for naming the pilonidal sinus. Hodges graduated from Harvard College in 1847, and from Harvard Medical School in 1850. He first served as a demonstrator in anatomy at the medical school and then as a visiting surgeon and adjunct professor of surgery at Massachusetts General Hospital. He was a friend and student of Henry Jacob Bigelow and was a member of the Harvard Board of Overseers, and of the Boston Society for Medical Improvement.

PROVENANCE: Charles H. Dalton (1826-1909), was the first Treasurer for MIT (1862-1866): "the early sixties saw him exceedingly active in promoting the organization of the Massachusetts Institute of Technology, of which he was one of the charter members and Treasurer for four years from May 6, 1862. He remained a member of the Institute Corporation till 1879, and was re-elected to it sixteen years later, but declined to serve. ... But of all his many public activities, the three in which his name stands out most conspicuously are his services to the Massachusetts General Hospital, to the Park and Subway Commissions. ... His connection with the Massachusetts General Hospital began in 1866 with his election as a trustee; it was rendered closer on February 1, 1888, by his election as president of its corporation, an office which he held to the day of his death. During the forty-two years of his connection with this institution he gave it his unwearied, loyal, and efficient service. He was a prominent member of the committee for negotiating the sale of the old site at Somerville, and chairman of that for the building of the new McLean Hospital at Waverley in the early nineties ... As president of the Hospital Corporation Mr. Dalton delivered an interesting address at the celebration of the fiftieth anniversary of the first application of ether at the hospital in September, 1816." [Roger Bigelow Merriman]. He was also President of the Massachusetts General Hospital [c.1890] [see: Julius Adams Stratton, Loretta H. Mannix, Loretta H. Mannix, *Mind and Hand: The Birth of MIT*]. A. Africa, *The Semi-Centennial of Anesthesia*, Oct. 16, 1846—Oct. 16, 1896. *JAMA*. 1897; XXVIII (26):1251-1252. Roger Bigelow Merriman, *Charles Henry Dalton*.





Superficial (red) and deep (white) lymphatics in the groin draining into inguinal lymphnodes. Note that not all nodes are shared by both deep and superficial trunks.



Distribution and course of superficial medial lymphatics (red) in relation to but not in contact with the long saphenous vein and of the deep lymphatics (white) accompanying the post-tibial vessels - dissected by Dr. D. H. Tompsett at the R.C.S., London, cannulated and injected by one of us (J.P.).

THE SWOLLEN LEG

CAUSES AND TREATMENT

H. DAINTREE JOHNSON, M.D., M.Chir., F.R.C.S., Honorary Consultant Surgeon, Royal Free Hospital, London; Honorary Senior Lecturer in Surgery, Royal Postgraduate Medical School; lately Member, Court of Examiners, Royal College of Surgeons of England; and Examiner in Surgery to London University.

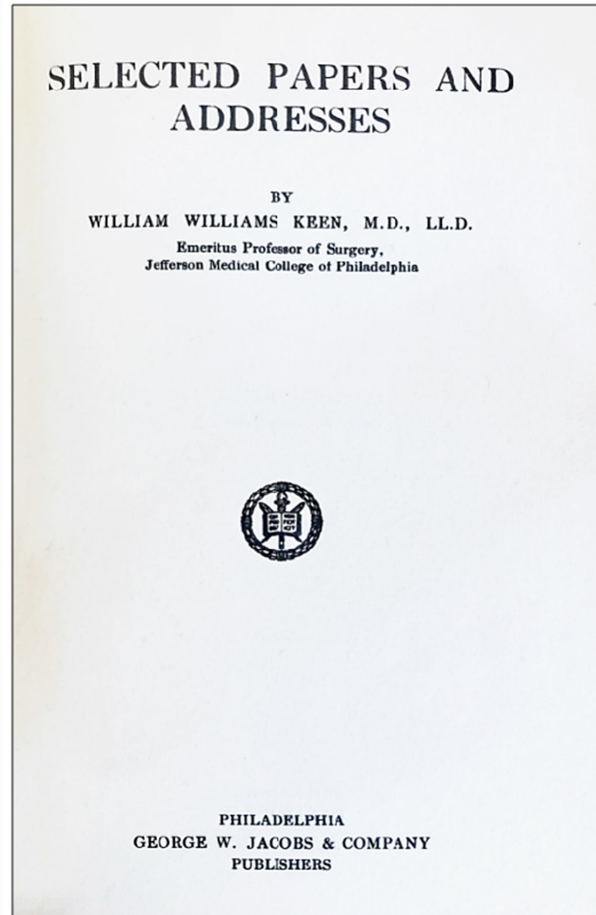
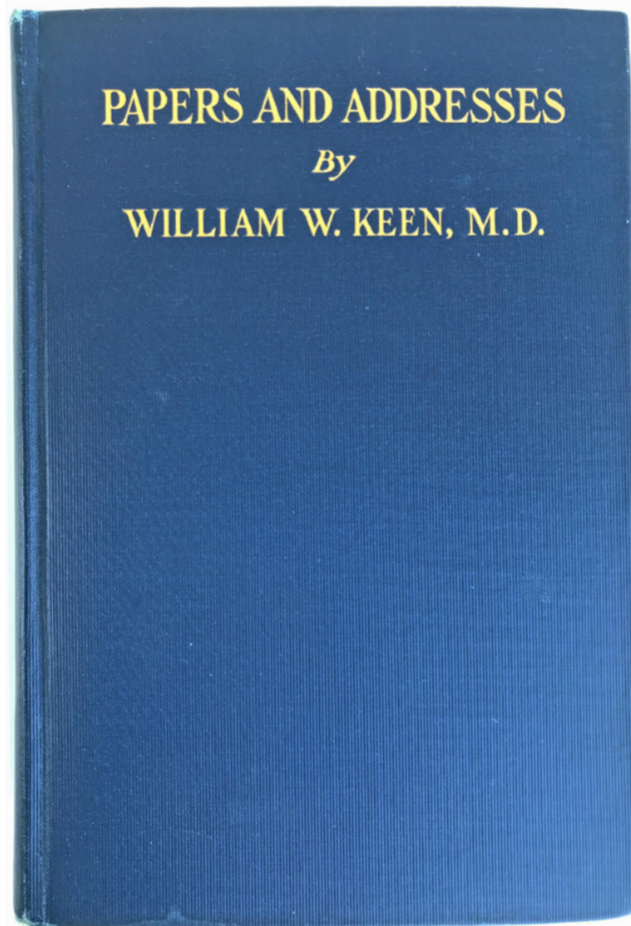
JOSEPH PFLUG, M.D. (Prague), Ph.D. (London), Lecturer in Surgery, Royal Postgraduate Medical School, London. Chief Surgeon, Phlebological and Lymphological Clinic, Göppingen, W. Germany.

with Foreword by Dr. Karl A. Lofgren, Mayo Clinic



J. B. Lippincott Company
PHILADELPHIA

30. **JOHNSON, Harold Daintree** (1910-1980); **PFLUG, Joseph.** *The Swollen Leg; Causes and Treatment.* Philadelphia: J. B. Lippincott, 1975. ¶ 8vo. xviii, 284 pp. Plates, index. Dark gray cloth. Small ownership stamp. Near fine. M13377 \$ 25

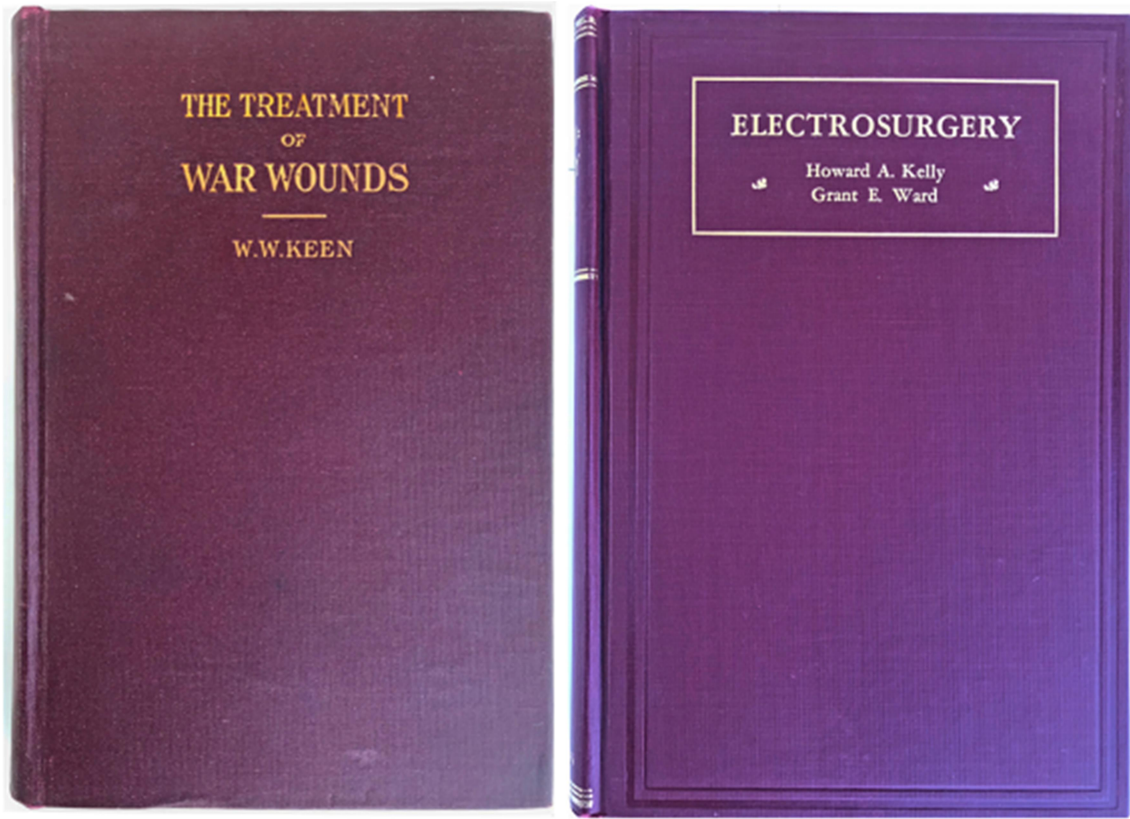


31. **KEEN, William Williams** (1837-1932). *Selected Papers and Addresses*. Philadelphia: George W. Jacobs, 1923. ¶ 8vo. [viii], 340 pp. Navy gilt-stamped cloth. INSCRIBED by Keen to Maurice Adelman, "With kind regards", bookplate of Maurice Adelman. Very good. M13378

\$ 100

"Keen was one of the first surgeons to successfully remove a brain tumour (1888). He also assisted the American surgeon Joseph Bryant in removing the left upper jaw of U.S. president Grover Cleveland (1893) for a malignant tumour. The operation was performed in total secrecy on a yacht in Long Island Sound and was a complete success. Keen's account of the event was published in the Saturday Evening Post (Sept. 22, 1917). In addition to his teaching and medical work, Keen served as president of the American Medical Association (1900) and edited *Surgery: Its Principles and Practice*, 8 vol. (1906–13)." – *Encyclopaedia Britannica*.





32. **KEEN, William Williams** (1837-1932). *The Treatment of War Wounds*. Philadelphia and London: W. B. Saunders, 1917. ¶ 20.5 cm. 169, [3], [14 ads.] pp. Illustrations, index. Burgundy gilt-stamped cloth, Mylar jacket. Ink initials added. Very good copy. M13379

\$ 75

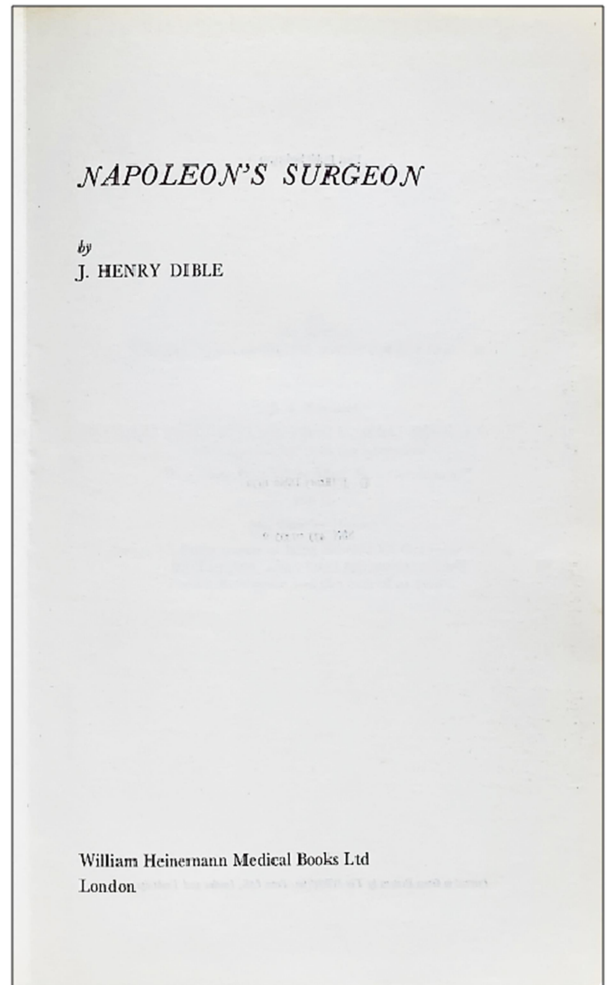

"Many of the surgical triumphs of World War I are admirably described in Keen's *The Treatment of War Wounds*." – Rutkow p. 511.

☞ Rutkow, M. *Surgery: An Illustrated History*. Amsterdam: Mosby, 1993.

33. **KELLY, Howard A.** (1858-1943); **WARD, Grant E.** *Electrosurgery*. Philadelphia and London: W. B. Saunders, 1932. ¶ Tall 8vo. xxii, 305, [1] pp. 382 illus. by William P. Didusch and others, index. Crimson gilt-stamped cloth; Mylar jacket. Former ownership signature. Fine. M13380

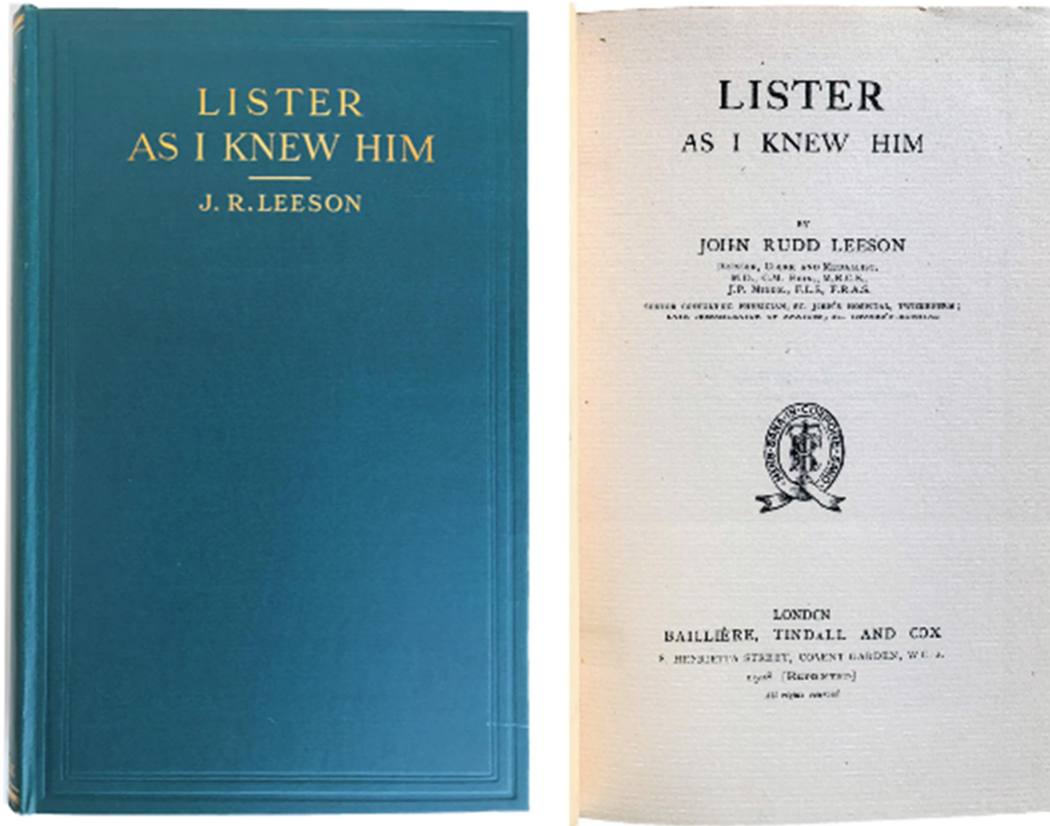
\$ 90





34. [LARREY, Dominique Jean (1766-1842)] DIBLE, J. Henry. *Napoleon's Surgeon*. London: William Henemann, 1970. ¶ 8vo. xv, [1], 346 pp. Frontis. portrait, plates, index. Crimson gilt-stamped cloth, dust jacket. Very good. M13381 \$ 50



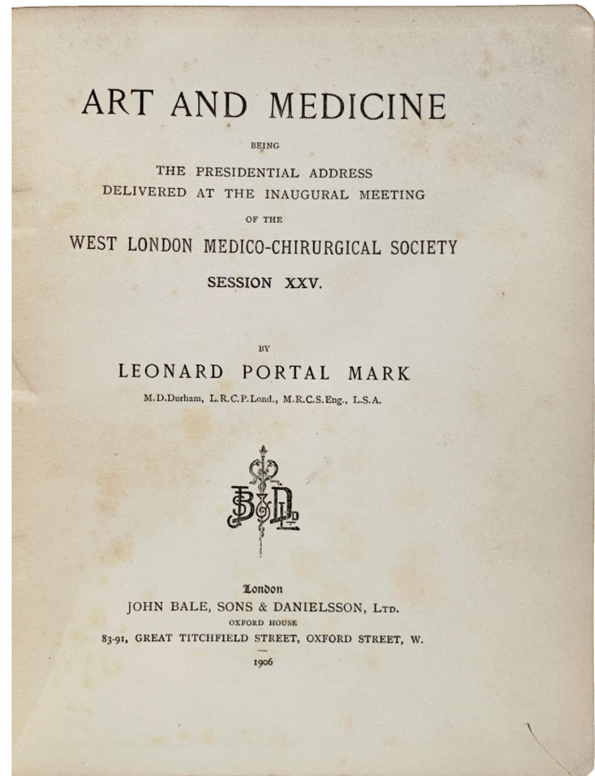
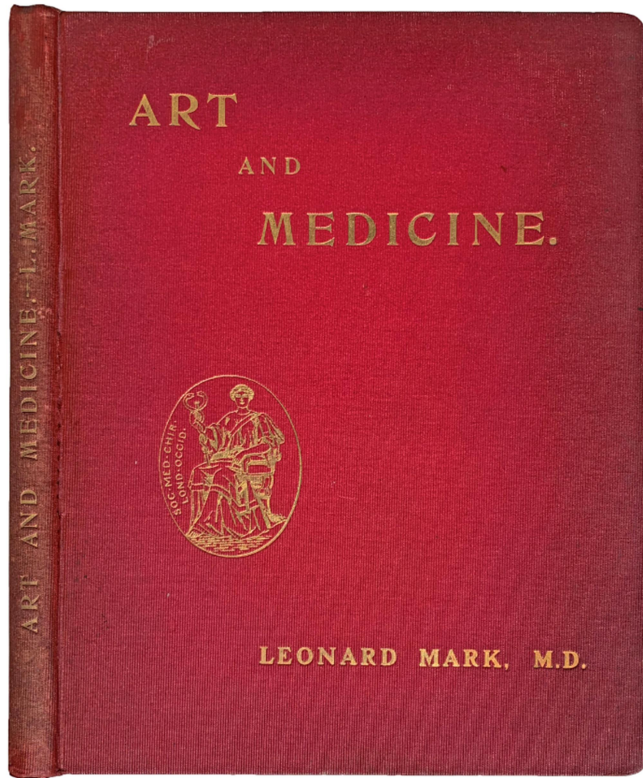


35. [LISTER, Joseph (1827-1912)] LEESON, John Rudd. *Lister as I Knew Him*. London: Bailliere, Tindall, and Cox, 1928. Reprinted. ¶ 8vo. xii, 212 pp. Frontispiece, 6 plates. Blue-green blind- and gilt-stamped cloth. Near fine. M13382

\$ 60

John Rudd Leeson, MRCS, MB, JP, "was baptized the son of John Leeson, in Hanover Square, London and brought up in Davies Street nearby. His father may have been John Leeson, a surgeon recorded at the Royal College of Surgeons between 1832 and 1865. John, the son, trained as a physician at St Thomas's Hospital London, Edinburgh, Vienna and Berlin. While at Edinburgh he worked as an assistant to Professor Joseph Lister, gaining his coveted gold medal for clinical surgery. Later, he was senior consultant physician at St John's Hospital in Twickenham where he was also Consultant Physician to the Metropolitan and City Police Orphanage." "For 32 years he was president of the Twickenham Literary and Scientific Society, formed in about 1890." [The Twickenham Museum].





36. **MARK, Leonard Portal** (1855-1930). *Art and medicine. Being the Presidential Address delivered at the inaugural meeting of the West London Medico-Chirurgical Society. Session XXV.*

London: John Bale, Sons & Danielsson, 1906. ¶ 223 x 178 mm. Small 4to. 40 pp. 10 plates. Gilt-stamped red cloth; covers soiled.

INSCRIBED BY THE AUTHOR to W. S. Twist. Very good. M2164

\$ 35

FIRST EDITION. Mark was a medical practitioner who suffered from acromegaly, a chronic hyperpituitarism marked by progressive enlargement of the hands, feet, and face.

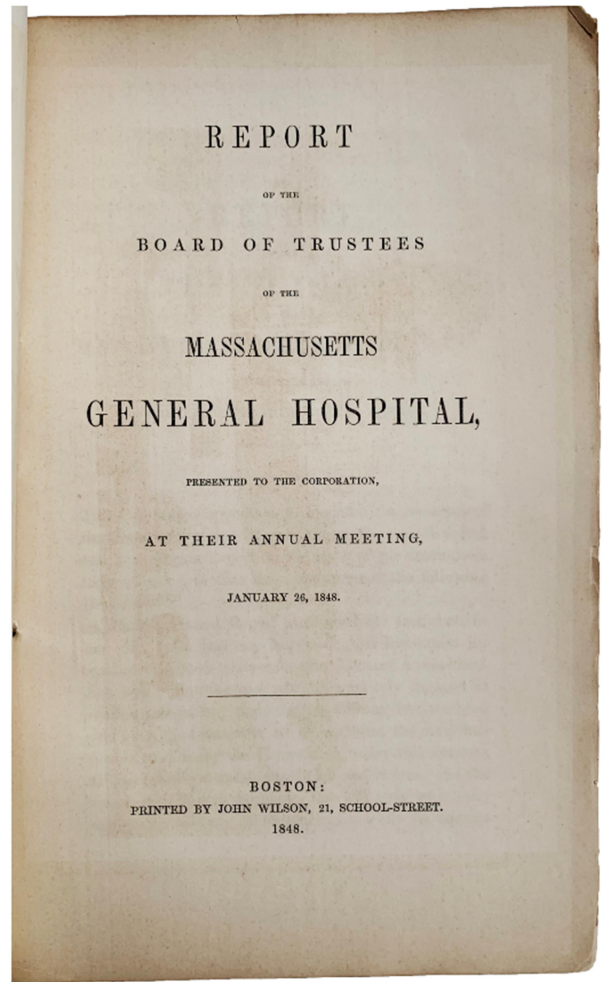
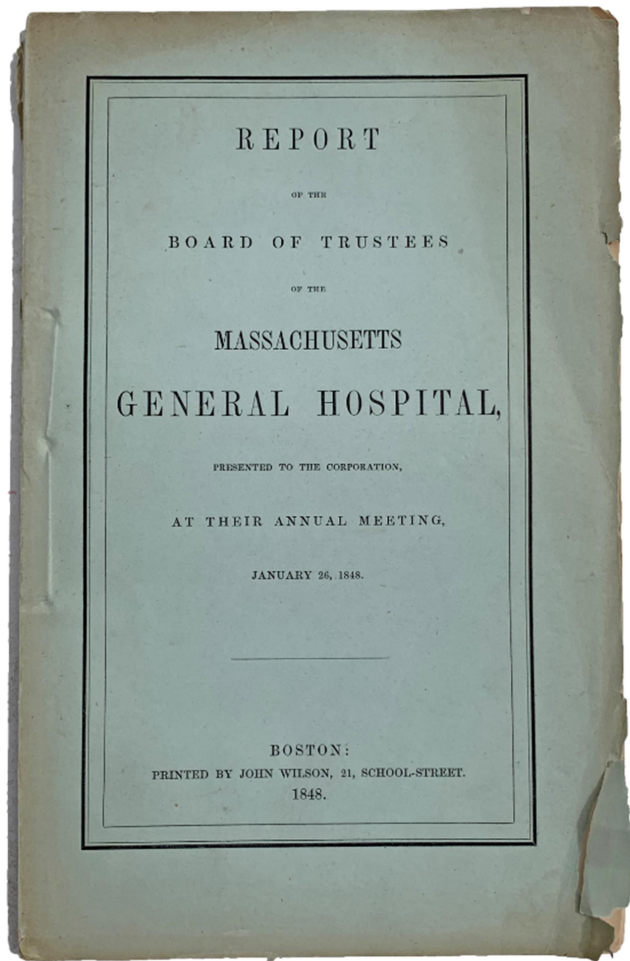




37. **Massachusetts General Hospital; BOWDITCH, Nathaniel I. (1773-1838); EDMANDS, J. Wiley (1809-1877).** *Report of the board of trustees of the Massachusetts General Hospital presented to the corporation at their annual meeting, January 26, 1848.* Boston: Printed by John Wilson, 1848. ¶ Offprint. 8vo. 72 pp. Engraved frontispiece: *McLean [Massachusetts] Asylum for the Insane, Somerville, Massachusetts*; several upper corners folded and brittle (thus chipping away). Original pale green printed wrappers; chipped. Generally very good.

\$ 175

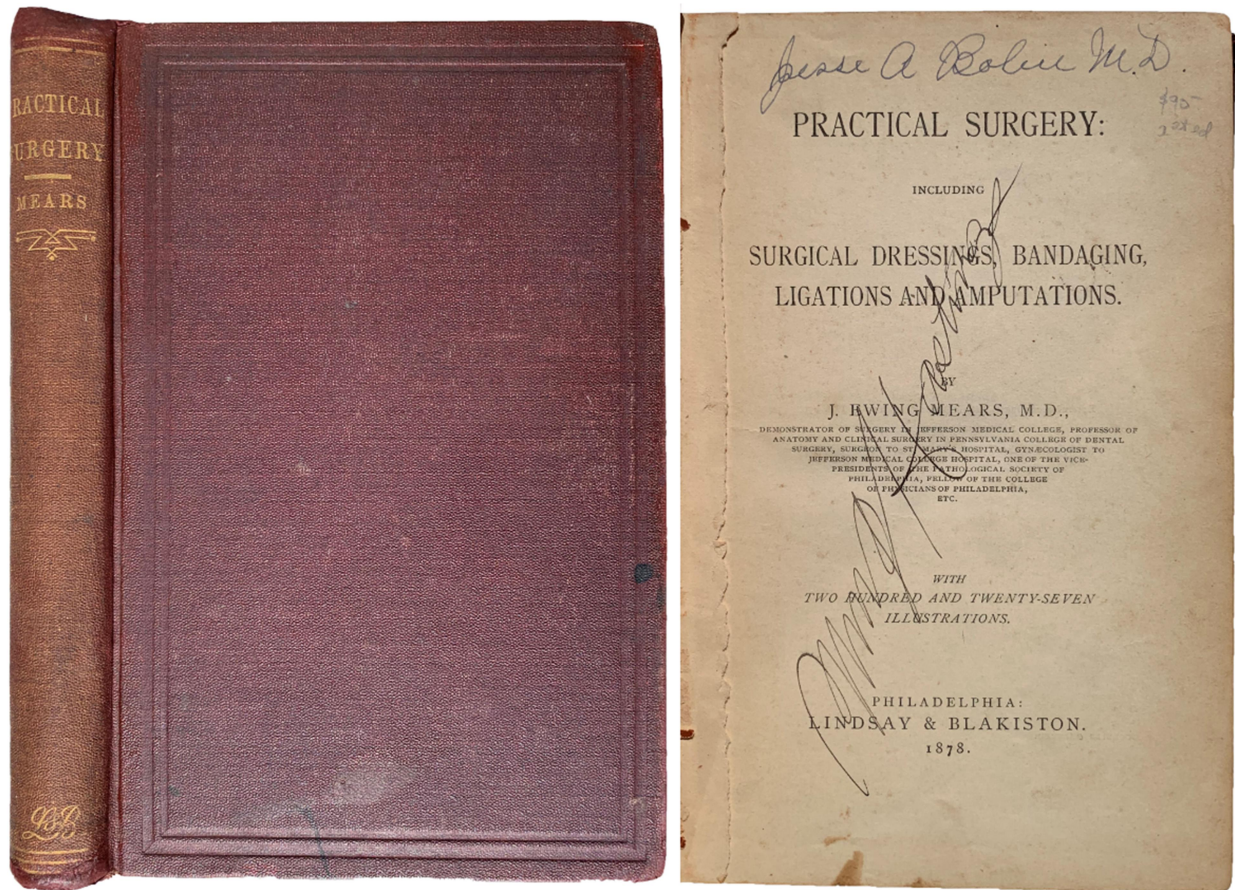
Committee investigation of Morton and Jackson over the discovery of ether for anesthesia. The Massachusetts General Hospital was where the first operations under ether were done. This pamphlet includes much discussion over the discovery of the use of ether in anesthesia. According to Rene Fulop-Miller, the Massachusetts General Hospital was, at the time of the eventual discovery, being approached rather regularly with charlatans, including, he wrote, "Hardly a month passed without some mesmerist, somnambulist or other sanguine inventor approaching the chief with the declaration that a trustworthy method of preventing pain had been found." (*Triumph Over Pain*, p. 142).



"W.T.G. Morton, who had profited by the experience of Wells, happened to be successful in his public demonstration of etherization on October 16, 1846, so that the surgeons of the Massachusetts General Hospital became permanently interested and supported his claim. The patronage of two of the most distinguished among contemporary American medical men, the surgeon, John Collins Warren, and the Professor of Materia Medica, Jacob Bigelow, gained for etherization an immediate and almost unquestioning acceptance both at home and abroad." Barbara M. Duncan, *The Development of Inhalation Anaesthesia*, 1947, (p. 9).

☞ Leake, p. 92.





38. **MEARS, James Ewing** (1838-1919). *Practical surgery: including surgical dressings, bandaging, ligations and amputations.* Philadelphia: Lindsay & Blakiston, 1878. ¶ Dedicated to Samuel D. Gross, M.D. 12mo. viii, 13-279 pp. 227 woodcut figs., index. Blind-stamped brown cloth, gilt spine; rubbed, lacks preliminaries and rear free end-paper. Ownership signatures on title of Jesse A. Bolie, M.D. and M. Hastings. Good. M8541

\$ 40

FIRST EDITION. Dedicated to Mears's mentor, Samuel David Gross (1805-1884). Further editions were published in 1885 and 1889. J. Ewing Mears was a charter member of the American Surgical Association and its president in 1894. Rutkow, *History of surgery in the United States*, I, GS89.



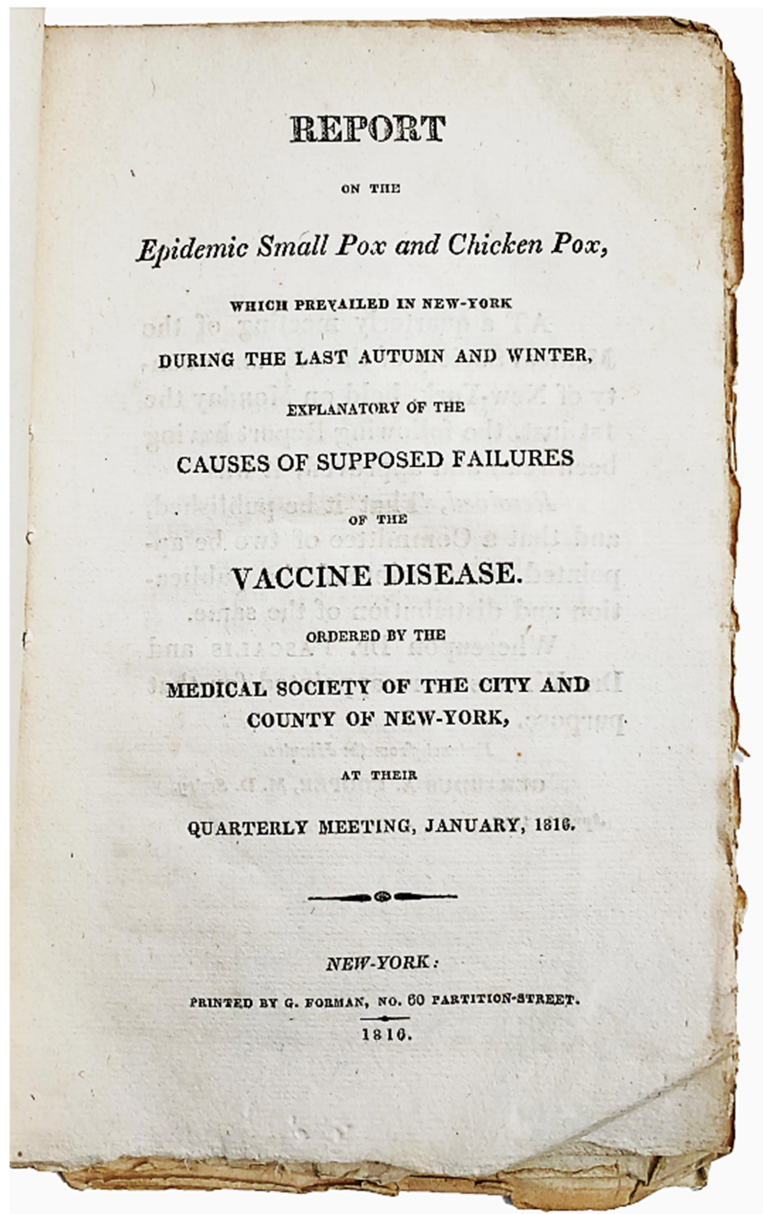
39. **Medical Society of the County of New York.** *Report on the epidemic small pox and chicken pox which prevailed in New-York during the last autumn and winter. Explanatory of the causes of supposed failures of the vaccine disease. Ordered by the Medical Society of the City and County of New-York, at their quarterly meeting, January 1816.* New-York: G. Forman, 1816. ¶ 8vo. 28 pp. Pamphlet [plain self-wraps]. Nice copy.

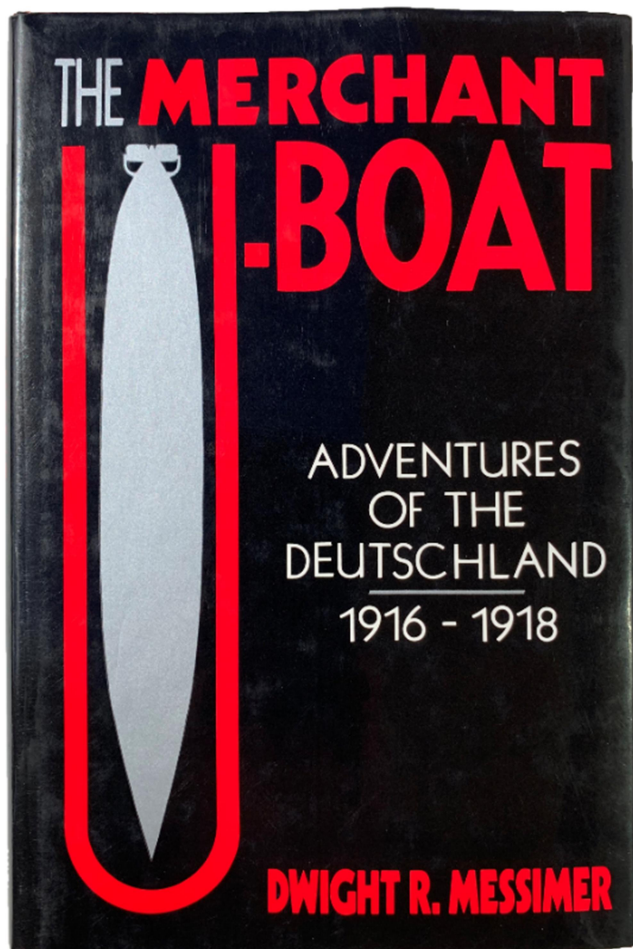
\$ 325

"The Committee appointed to examine into the progress of the Small Pox for the year past in this city [New York]: to ascertain the origin of reports which have arisen unfriendly to the Vaccine Inoculation, and to enquire into any supposed failure of the Kine Pock." The first case was a soldier on May 15, 1815. Kine Pock was a form of inoculation (ca.1802-9). In 1803 Thomas Jefferson instructed Lewis & Clark to carry with them "some matter of the Kine pox."

The paper published the names of the authors: Wright Post (1766-1828), William Hamersley, John Neilson (1775-1857), Felix Pascalis (1762-1833), John Watts.

☞ Austin 1275.





The Merchant U-Boat

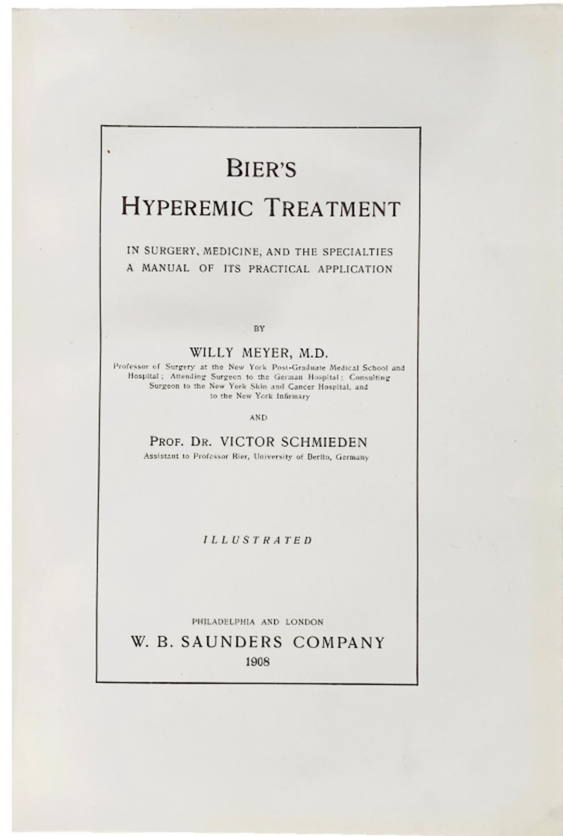
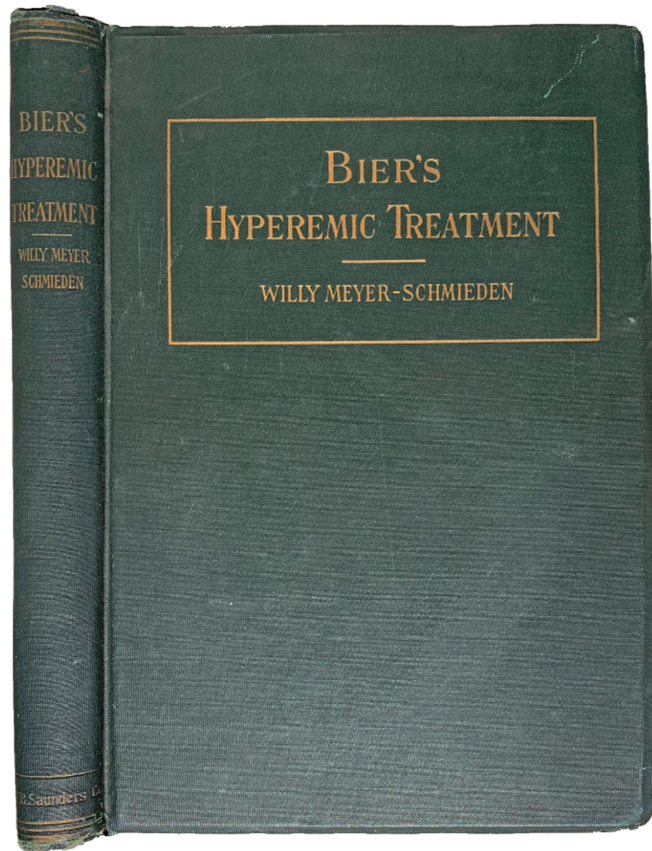
Adventures of the *Deutschland*
1916-1918

Dwight R. Messimer

Naval Institute Press
Annapolis, Maryland

40. MESSIMER, Dwight R. *The Merchant U-Boat. Adventures of the Deutschland 1916-1918*. Annapolis: Naval Institute Press, 1988. ¶ 8vo. xi, [3], 234, [2] pp. Illus., index. Red cloth, silver-title stamped, dust-jacket. Bookplate of R. A. Krieger. Very good. ISBN 10: 0870217712 ISBN 13: 9780870217715 \$ 7.95

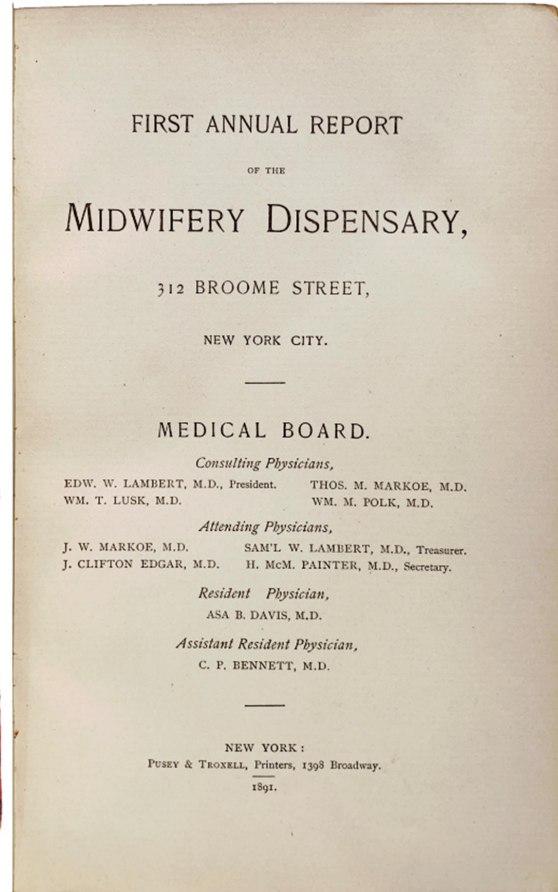





41. **MEYER, Willy** (b. 1858) & **Victor SCHMIEDEN**. *Bier's hyperemic treatment in surgery, medicine, and the specialties; a manual of its practical application*. Philadelphia and London: W. B. Saunders, 1908. ¶ 8vo. 209 pp. 95 photographic figs., index. Gilt-stamped dark green cloth, beveled edges; rubbed. Very good. M8546 \$ 25

FIRST EDITION. August Karl Gustav Bier (1861-1949) "introduced hyperaemia, active and passive, as an adjuvant in surgical therapy." Garrison and Morton 5626 (Hyperaemie als Heilmittel, 1st ed., Leipzig, 1903). Cordasco 00-0242.





42. Midwifery Dispensary, New York. *First Annual Report of the Midwifery Dispensary, 312 Broome Street, New York City. Medical Board. Consulting physicians: Edw. W. Lambert, Thos. M. Markoe, Wm. T. Lusk, Wm. M. Polk.* New York: Pusey & Troxell, 1891.

[With]: *Second Annual Report of the Midwifery Dispensary, 314 Broome Street, New York City. Medical Board...* New York: Pusey & Troxell, 1892.

[With]: *Society of the Lying-In Hospital of the City of New York. Incorporated March 1, 1799. Midwifery Dispensary. Medical Report. 1893.* New York: Martin B. Brown, 1894.

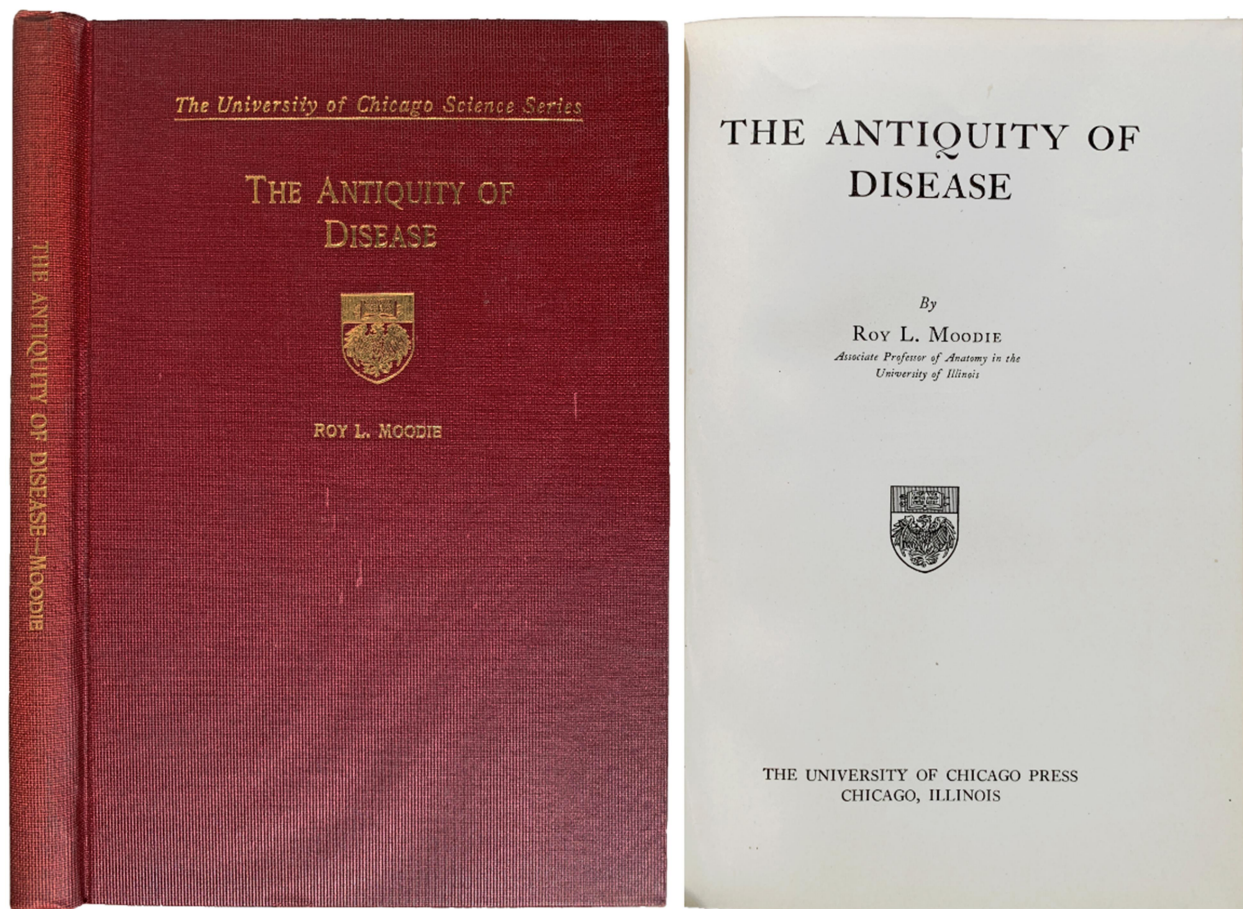


[With]: *Society of the Lying-In Hospital of the City of New York. Report, with historical sketch. 1893.* New York: Martin B. Brown, 1893. ¶ [Four volumes in one]. 8vo. 26; 29; 186; 73 pp. Plates, folding tables, figures, errata leaf, index and list of members of the society. Contemporary red half morocco over marbled boards, gilt spine title and raised bands; extremities worn, spine mended sympathetically with red kozo, mounting original spine. Very good (noting the binding). RARE [not in WorldCat].

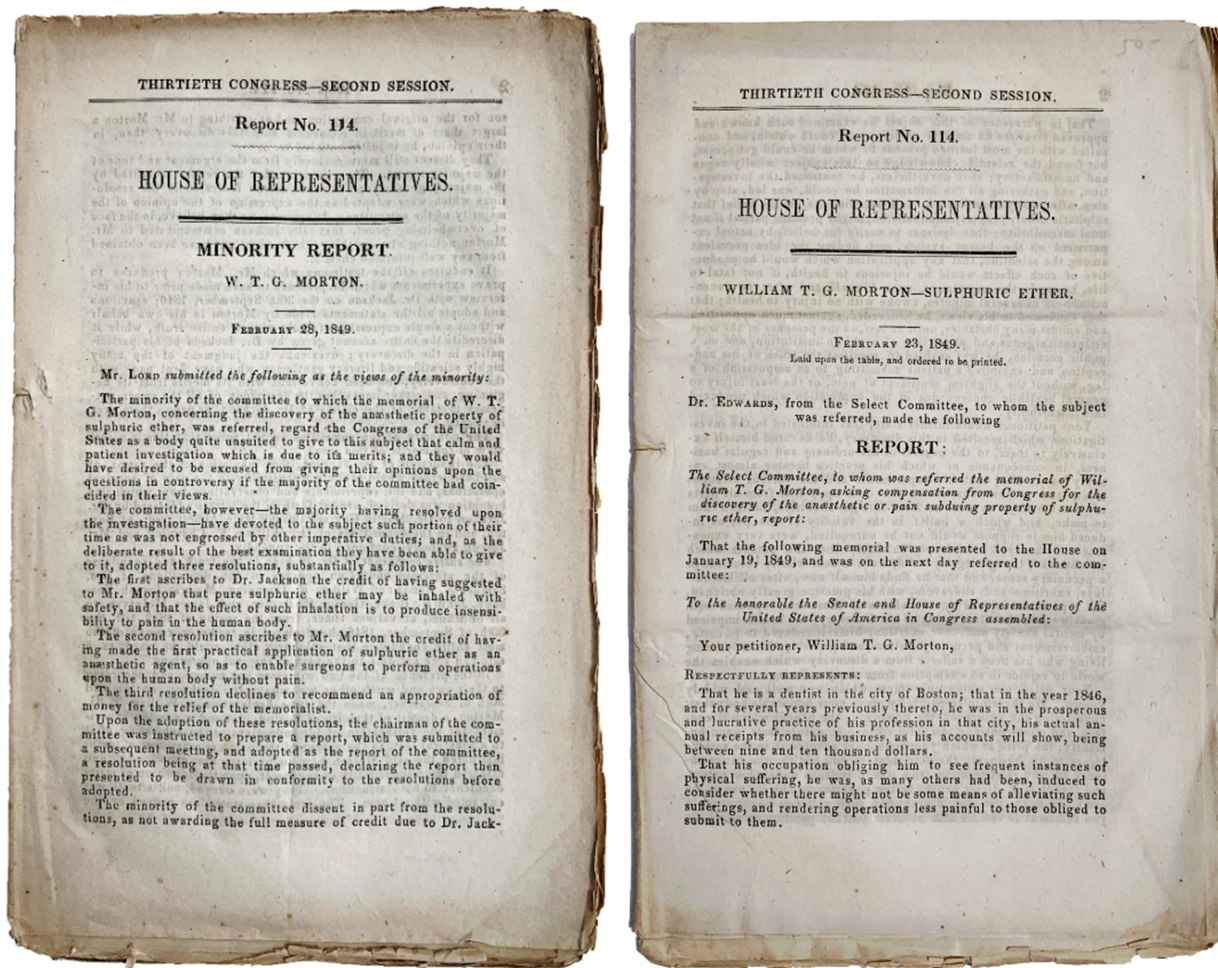
\$ 175

Of interest for gynecology and pediatrics and the rise of these fields and those who pioneered the fields in New York and America. Including: T. Halsted Myers, MD, "Report of the Orthopedic Surgeon" showing 2 plates and descriptions of congenital malformations encountered in New York. This particular baby, of Russian parentage, appeared normal at birth but within six weeks "both hands showed contraction of flexor and abductor muscles, presenting well-marked ulnar-palmar club-hand deformity. The left hand also presented one of the rarer forms of syndactylism: there was union of the soft parts alone..." Also the following papers [1]: Samuel W. Lambert & H. McM. Painter, "Fever in the Puerperal Woman." [2]: J.W. Markoe, "A Modification of the so-called Credé's Method of Expressing the Placenta." [3] J. Clifton Edgar, "Two cases of Symphysiotomy." [4]: Farquhar Ferguson, "Report of the Pathologist." [5]: George S. Huntington, "Studies in the Development of the Alimentary Canal."





43. **MOODIE, Roy L.** *The Antiquity of Disease*. Chicago, IL: University of Chicago Press, (1923). ¶ Series: University of Chicago Science Series. Small 8vo. xiv, 148, [ads 1] pp. Frontispiece, 36 illustrations, index. Gilt-stamped maroon cloth; extremities gently rubbed. Bookplate. Very good. M12062 \$ 25



Two Papers by Morton Pleading his Case to Congress

44. **MORTON William Thomas Green (1819-1868). United States, House of Representatives (Congressional).** ¶ [Two papers, I]: *Report 114. William T.G. Morton – Sulphuric Ether. February 23, 1849. ... Report: The Select Committee, to whom the memorial of William T. G. Morton, asking compensation from Congress for the discovery of anaesthetic or pain subduing properly of sulphuric ether, report ...* Washington, DC: House of Representatives, Thirtieth Congress, second session. 1849. ¶ 8vo. 46 pp. [II]: *Report 114, Minority Report, W. T. G. Morton, February 28, 1849.* ¶ 8vo. 99 pp. Self-wraps. Stitching with stab and thread. [2 items]. Very good.

\$ 500

Reports relating to the ether controversy (who discovered its use for anesthesia) and Morton's attempts to get compensation.

"Containing transcripts of letters and depositions given by most of the chief protagonists of the anaesthetic controversy, amongst these Channing, Jackson, Morton, Dana, Bigelow. The opinion of the - interested - 'Minority' was that more credit should be given to Jackson and less to Morton." [Andras Gedeon sale, April 23, 2008].

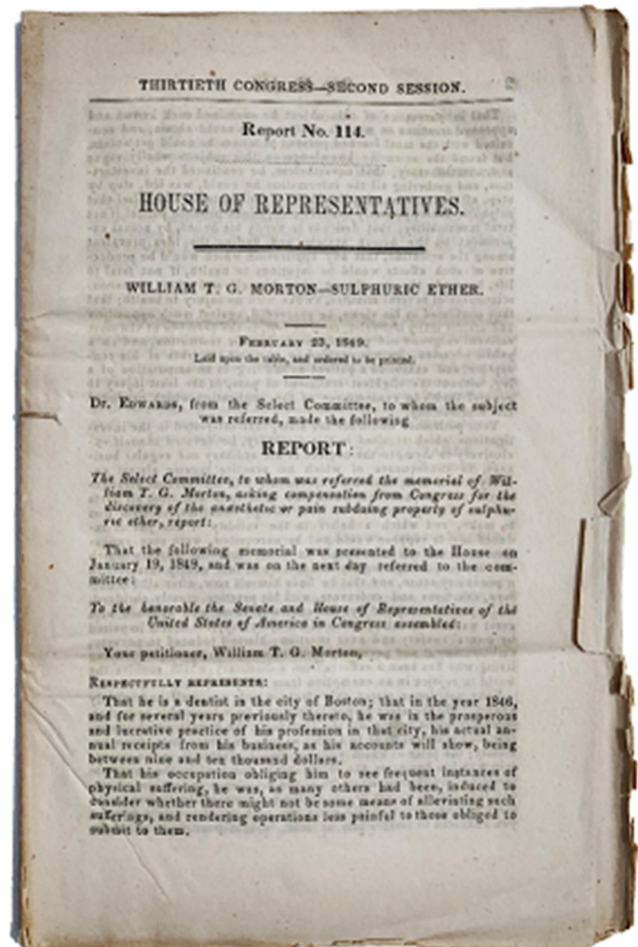
∞ I: Fulton & Stanton, *The centennial of surgical anesthesia*, no. 71.

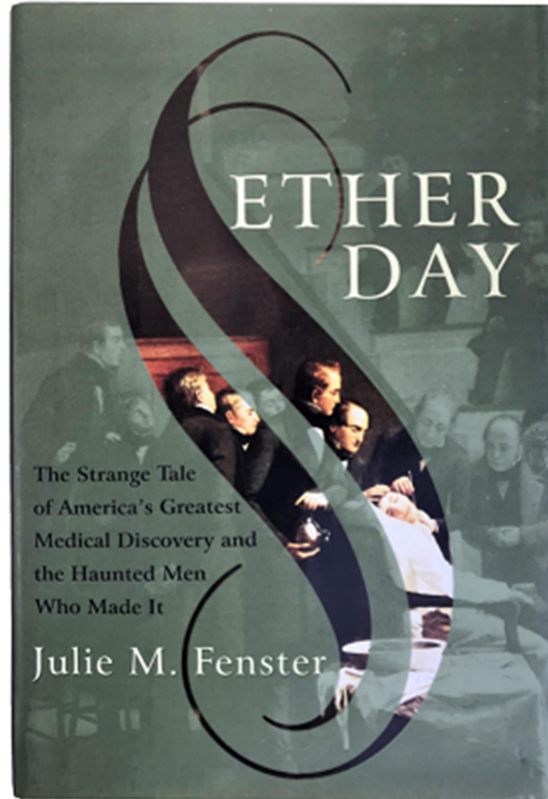
∞ II: Fulton & Stanton, *The centennial of surgical anesthesia*, no. 72.

45. **MORTON William Thomas Green (1819-1868). United States, House of Representatives (Congressional). *Report 114. William T.G. Morton – Sulphuric Ether. February 23, 1849. ... Report: The Select Committee, to whom the memorial of William T. G. Morton, asking compensation from Congress for the discovery of anaesthetic or pain subduing properly of sulphuric ether, report ...*** Washington, DC: House of Representatives, Thirtieth Congress, second session. 1849. ¶ 8vo. 46 pp. Self-wraps; single stab-stitch, as issued. Fine.

\$ 150

∞ I: Fulton & Stanton, *The centennial of surgical anesthesia*, no. 71.



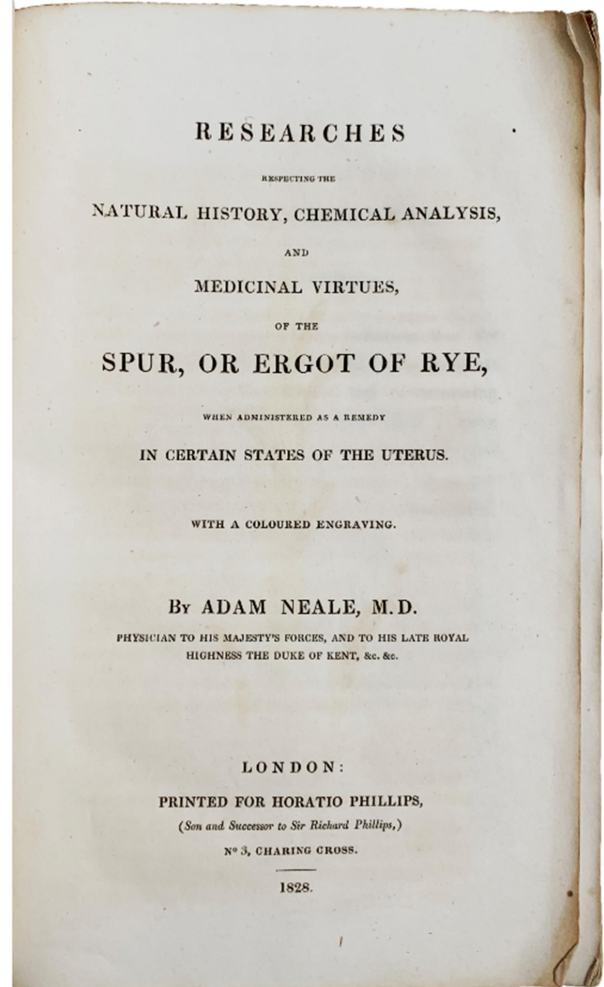
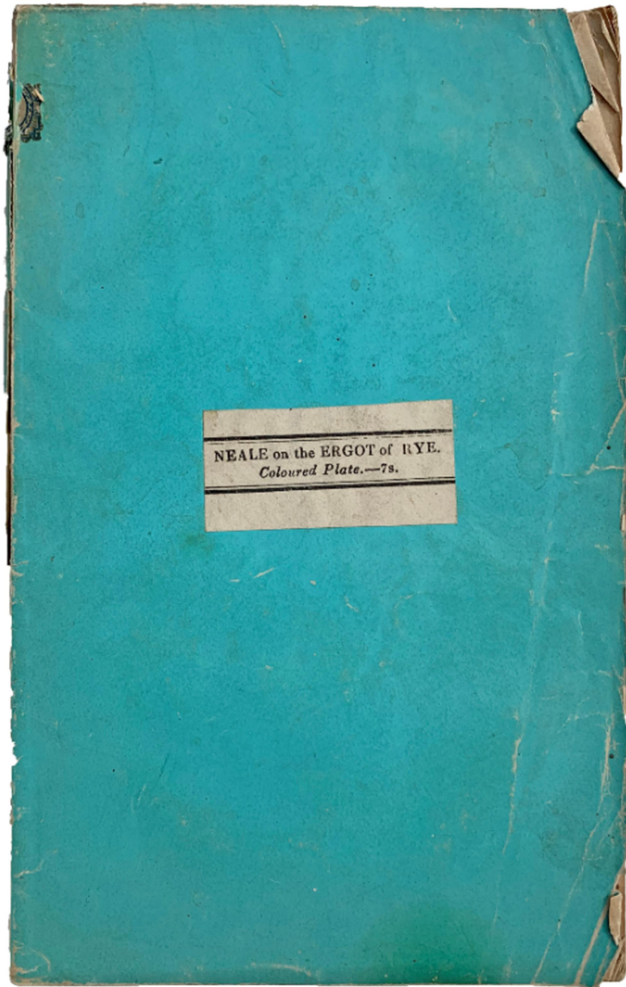


46. [MORTON, William T. G. (1819-1868)] FENSTER, Julie M. *Ether Day; The Strange Tale of America's Greatest Medical Discovery and the Haunted Men Who Made It*. New York: HarperCollins, 2001. ¶ First edition. 8vo. [x], 278 pp. Plates, index. Quarter green gilt-stamped paper over cream boards, dust jacket. Ownership inscription. Fine. M13385

\$ 12.95

"On Friday, October 16, 1846, only one operation was scheduled at Massachusetts General Hospital.... That day in Boston, the operation was the routine removal of a growth from a man's neck. But one thing would not be routine: instead of using pulleys, hooks, and belts to subdue a patient writhing in pain, this crucial operation would be the first performed under a general anesthetic. No one knew whether the secret concoction would work. Some even feared it might kill the patient. This engrossing book chronicles what happened that day and during its dramatic aftermath. In a vivid history that is stranger than fiction, *Ether Day* tells the story of the three men who converged to invent the first anesthesia — and the war of ego and greed that soon sent all three men spiraling wildly out of control." Also issued in paperback, this is the hardcover first edition in jacket.





47. NEALE, Adam (1780-1832), *Researches respecting the natural history, chemical analysis, and medicinal virtues of the Spur, or Ergot of Rye, when administered as a remedy in certain states of the uterus*. London: Printed for Horatio Phillips, 1828. ¶ 8vo. viii, 105, [3] pp. 1 hand-colored plate; pp. 101-4 upper corner oddly worn, but confined to the outermost part of the sheet, not touching any text). Early turquoise blue wrappers, small printed label applied to upper cover; extremities worn, rubbed. Very good. RARE.

\$ 275

First edition of the first serious English study of ergot of rye¹, which was a folk remedy known to be effective for pregnant mothers to ease the birth and "control postpartum haemorrhage."

¹ "Ergot does not contain lysergic acid diethylamide (LSD) but instead contains lysergic acid as well as its precursor, ergotamine. Lysergic acid is a precursor for the synthesis of LSD. Their realized and hypothesized medicinal uses have encouraged intensive research since the 1950s culminating on the one hand in development of drugs both legal (e.g., bromocriptine) and



Neale studied medicine at Edinburgh earning his degree in 1802. "In 1806 he was appointed as a physician to the army and saw considerable service during the Peninsula War under Sir John Moore and Sir Arthur Wellesley. In 1809 he published an account of his experiences in *Letters from Portugal and Spain*. In 1814 he settled in Exeter where he remained for the next 10 years apart from a tour of Germany, Poland, Moldavia, and Turkey in 1818 and a short sojourn in Cheltenham in 1820, made brief by the fact that he rashly and publicly questioned the medicinal value of the spa waters of that town. In 1828 he published a monograph on the use of ergot of rye as a remedy in certain states of the uterus.' Four years later he died in Dunkirk in 1832." [Dunn]

"Epidemics of St Anthony's fire due to ergot of rye had been recognised since the middle ages but the effect of ergot on the uterus was not recognised by the medical profession until 1688

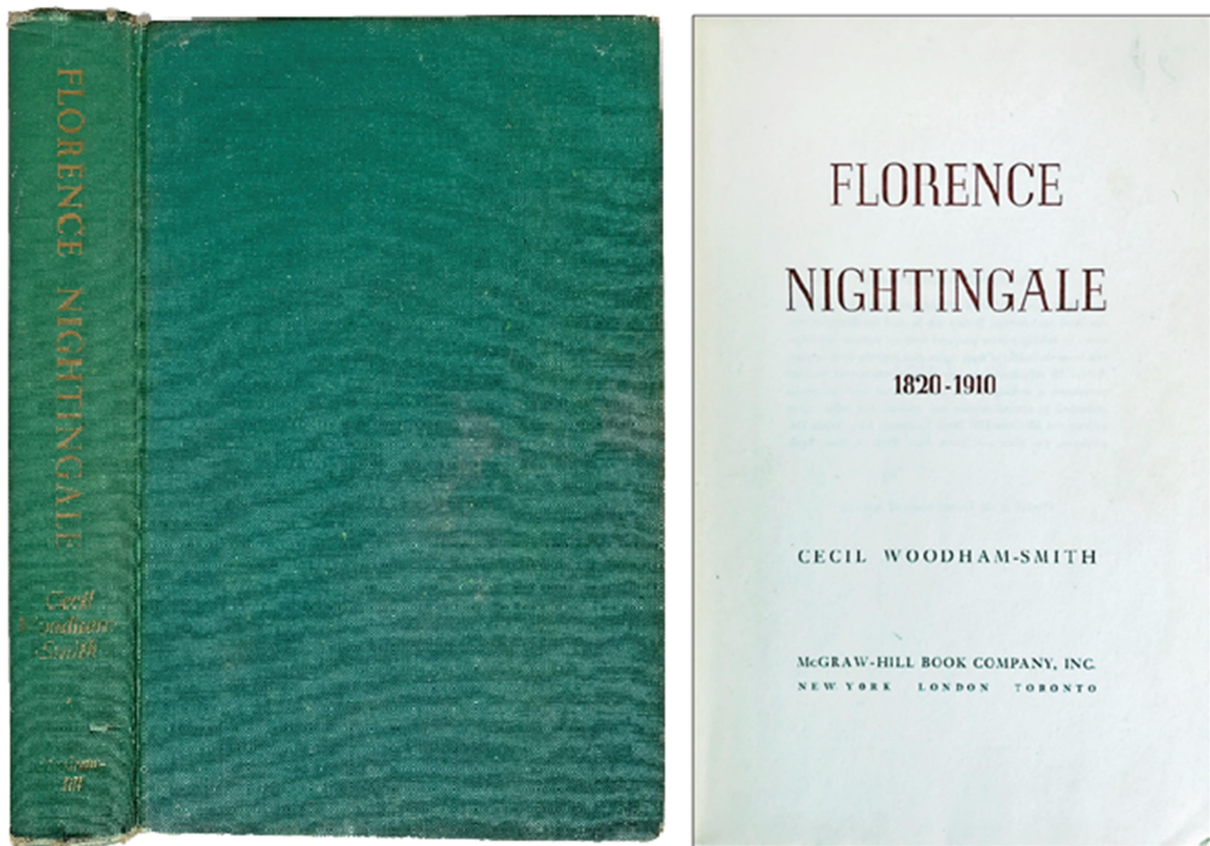
when Camerarius mentioned that women in certain parts of Germany were in the habit of employing this sort of diseased grain to accelerate parturition. One hundred years passed before Tessier in France once more drew the attention of doctors to a similar practice among the midwives around Lyon. From then on medical interest in the subject increased and 50 years later Neale was able to review 720 reported cases in which ergot had been used in Europe and North America, mostly with success, either to expedite delivery of the baby or placenta or to control postpartum haemorrhage." [Dunn]

In July 1805 Adam Neale (c.1780-1832) travelled to Turkey to take a position as physician to the British embassy in Constantinople where he arrived in March 1806. This is a description of the overland journey to Jassy in Moldavia, the Danube and then via the Black Sea (several plates depict villages along the Black Sea) to Constantinople. His observations on Turkey include descriptions of the manners and customs of the people, the navy, fishery, and the plague, which broke out regularly in

illegal (e.g., lysergic acid diethylamide= LSD), and on the other hand in extensive knowledge of the enzymes, genetics, and diversity of ergot alkaloid biosynthetic pathways." [Wikipedia].

Constantinople. This is one of the most vivid and readable of all accounts of Constantinople. He also discourses on some of the renegades present in Constantinople at the beginning of the 19th century (Koç Collection 208).

See: Peter M. Dunn, "Adam Neale (c1780-1832) and ergot of rye." *Arch Dis Child*. 1993 May; 68(5 Spec No): 617–618.

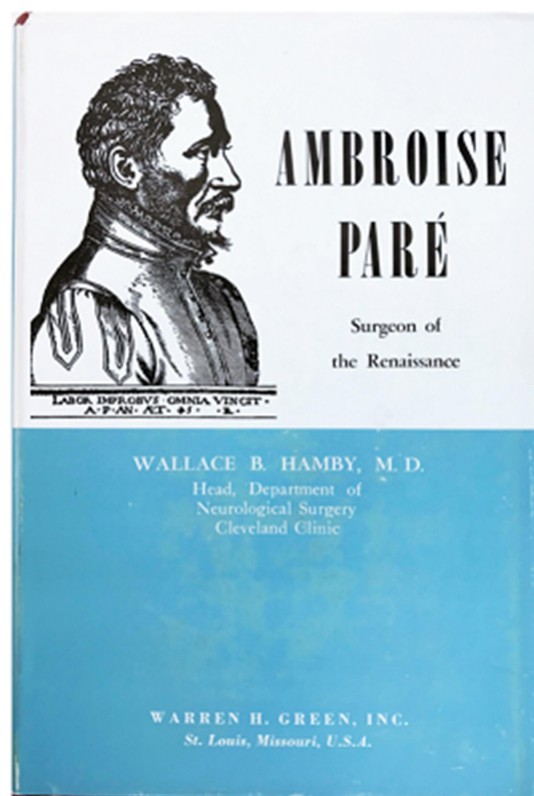


48. [NIGHTINGALE, Florence (1820-1910)] WOODHAM-SMITH, Cecil (1896-1977). *Florence Nightingale 1820-1910*. New York: McGraw-Hill, (1951). ¶ 8vo. [x], 372 pp. Plates, title printed in red and black. Green gilt-stamped cloth; edges worn. Good. M13388

\$ 5

"Cecil Blanche Woodham-Smith was a British historian and biographer. She wrote four popular history books, each dealing with a different aspect of the Victorian era. ... Her first book as a historian, a biography of Florence Nightingale published in 1950, took her straight to the top of her profession. Her meticulous research had taken nine years, and the book succeeded in restoring Nightingale's reputation, which had dwindled following Lytton Strachey's representation of her in *Eminent*

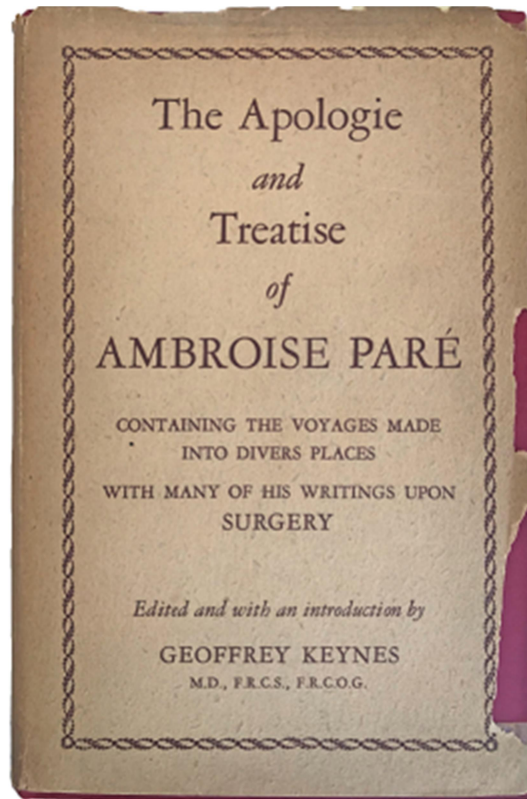
Victorians. Acclaimed for its combination of scholarship and readability, Florence Nightingale won the James Tait Black Award for biography." [Wikip.].



49. [PARE, Ambroise (1510-1590)] HAMBY, Wallace P. *Ambroise Paré; Surgeon of the Renaissance*. St. Louis: Warren H. Green, 1967. ¶ First edition. 8vo. xxi, [1], 251, [1] pp. Frontis., illustrations, index. Red gilt-stamped cloth, dust jacket. Very good. M13394

\$ 22

Wallace Hamby started the first practice dedicated to neurosurgery in Buffalo in 1933. Soon after, Dr. Hamby also established Buffalo's first neurosurgery residency program, thus beginning a long local tradition of neurosurgical teaching and training. Many of the residents who trained under Dr. Hamby went on to establish successful private neurosurgical practices around the Western New York region. Several years later, he was able to establish a residency program and became nationally known for his treatments of cerebral aneurysms and arteriovenous malformations. It was up to Louis Bakay to create an academic department within the State University of New York system and to incorporate an active and successful research program. [Univ. of Buffalo, Dept. of Neurosurgery—History].



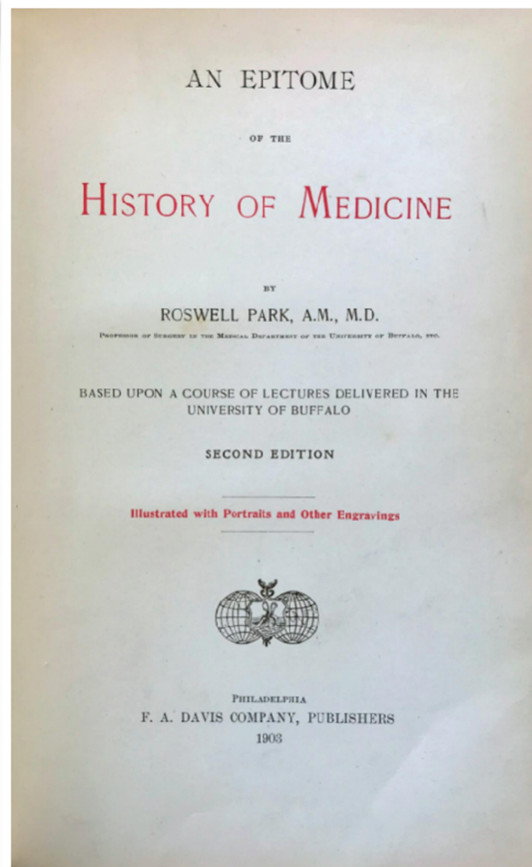
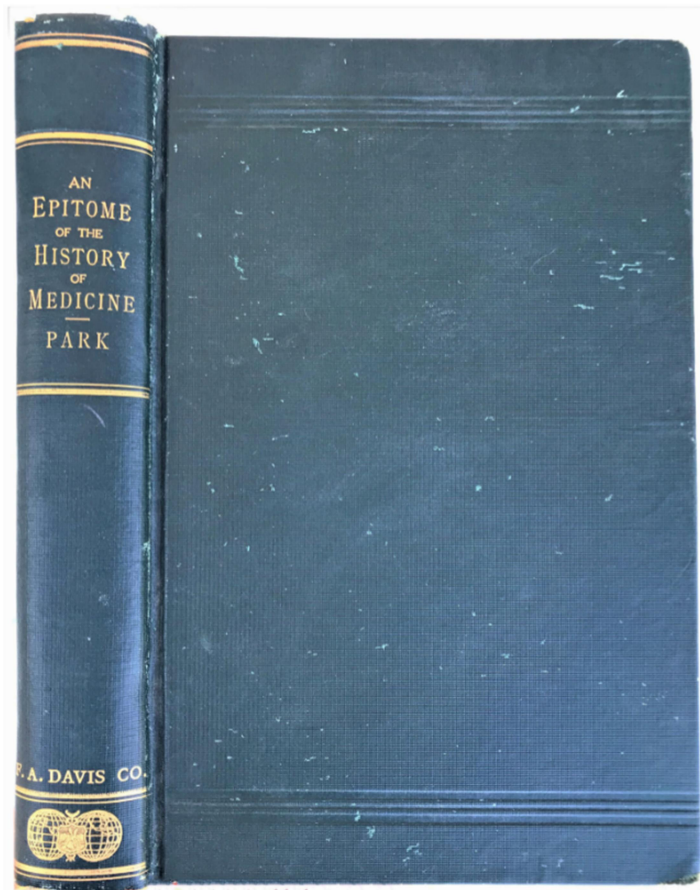
50. **PARE, Ambroise** (1510-1590). *The Apologie and Treatise of Ambroise Pare Containing the Voyages made into Divers Places with many of his Writings upon Surgery Edited and with an Introduction by Geoffrey Keynes*. Chicago: University of Chicago Press, 1952. ¶ 8vo. xxii, [4], 227, [1] pp. Frontis., illustrations, index. Red gilt-stamped cloth, dust jacket; jacket chipped. Very good book (in poor d.j.). M13395

\$ 15

American edition. With citations at front endleaves by SAUL JARCHO, noted medical historian and fellow at the New York Academy of Medicine.

The work of Sir Geoffrey Keynes (1887-1982) is highly regarded. Sir Geoffrey Keynes "was a pioneer in the surgery of breast cancer and thymic diseases, n.b. in patients suffering from myasthenia gravis. He strongly disapproved of the longstanding dogma of so called radical mastectomy in breast cancer, and advocated a more limited surgical approach, followed by radiation therapy. This was done more than fifty years before breastconserving surgery has become the therapy of choice and against considerable opposition from the surgical establishment of his days. He also became a pioneer in the surgical treatment of myasthenia gravis by thymectomy, at a time when there was no real understanding of the pathophysiology of the disease and when considerable controversy existed as to the importance or non importance of

concomitant tumour formation in the thymus. Besides being a busy surgeon Sir Geoffrey was a medical historian, writing the biography of among others William Harvey, a bibliographer with a special interest in the poet and artist William Blake and a bibliophile with a large book collection of great value to medical history." Lars Bergljung, [Sir Geoffrey Keynes 1887-1982. *Surgical Pioneer, Medical Historian, Humanist*], *Sven Med Tidskr*, 9 (1), 147-53, 2005.



51. **PARK, Roswell** (1852-1914). *An Epitome of the History of Medicine; Based upon a Course of Lectures Delivered in the University of Buffalo*. Philadelphia: F. A. Davis, 1903. ¶ Second edition. 8vo. xiv, 370 pp. Plates, index. Dark green blind- and gilt-stamped cloth; edges frayed. Ownership stamp of Edmund E. Simpson, M.D. (1912-1990). Very good. M13396

\$ 10


Park is founder of the Roswell Park Cancer Institute.

"When Dr. Park was thirty-one (1883) he came to Buffalo, NY. . When Buffalo hosted the Pan-American Exposition in 1901, President WILLIAM MCKINLEY gave a speech in the Temple of Music Pavilion, after which he was shot by Leon Czolgosz; Dr. Park was one of the surgeons, along with Dr. Herman Mynter, the first surgeon at the scene, and Dr. Matthew Mann, to finally operate on the President. Dr. Park was not in Buffalo when McKinley was wounded but had been called in to assist from Niagara Falls, NY where he was in surgery. As the story goes, a messenger was sent to Dr. Park, ran into the operating room and told the doctor that he was needed immediately; whereupon the doctor replied "Don't you see, I can't leave. I am in the middle of a case even if it were for the President of the United States?" The messenger replied "Doctor, it IS for the President of the United States." Park proceeded to finish and rushed by train to Buffalo.

The President was McKinley, who was assassinated, shot by Leon Czolgosz, a man in the crowd, at the Pan-American Exposition held in Buffalo, 1901. Dr. Herman Mynter was the first to diagnose the President's condition and he was about 40 minutes in coming. The former dean of Buffalo Medical School Matthew Derbyshire Mann arrived and recommended abdominal exploratory surgery. Park was with a patient in the Niagara Falls Hospital and could only arrive to the President's side by train. The President was taken home after the operation and was awaiting army nurses to arrive when he passed.

Dr. Park went on to found the Gratwick Research Laboratory, which is now known as the Roswell Park Cancer Institute; the first cancer research facility ever established.





52. **PAULUS, Aegineta** (625-690); **Francis ADAMS** (1796-1861). *The Seven Books of Paulus Aegineta. Translated from the Greek; with a commentary embracing a complete view of the knowledge possessed by the Greeks, Romans, and Arabians on all subjects connected with medicine and surgery, by Francis Adams.* London: Printed for the Sydenham Society, 1844- 1847. ¶ 3 volumes. 8vo. xxviii, 683, [1]; xi, [1], 511, [1]; viii, 653, [1] pp. Series half-titles, index. Original full green blind- and gilt-stamped green cloth; all volumes neatly restored, rebaked and preserving the fragmented original spine. Very good +. \$ 500

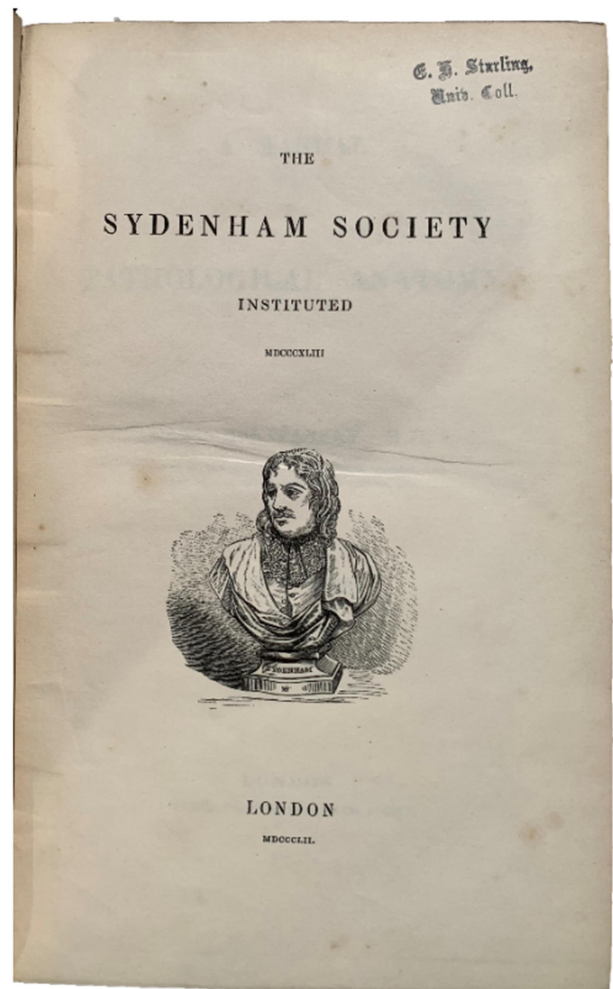
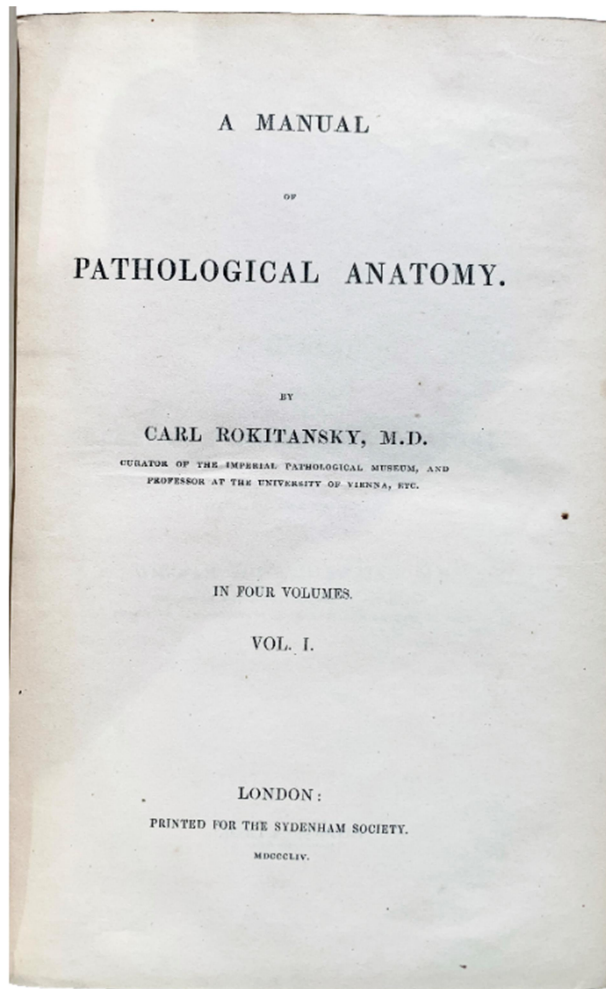
FIRST ENGLISH TRANSLATION, published for the Sydenham Society. Francis Adams greatest achievement was his life's work in translating into English classics of medicine originally written in the Greek, Roman, and Arabic languages. Adams was "entirely self-taught, and in spite of the demands of a large scattered practice, Dr Adams found time to remedy this deficiency." A. Adam, "Dr Francis Adams of Banchory (1796–1861): "Doctissimus Medicorum Britannorum."" Scottish Medical Journal, April 1, 1997.

“Francis Adams' commentary on *De re medica* gives a fuller account of Greek and Roman medicine than is elsewhere accessible in English or perhaps in any modern language. We are indebted to Adams, a Scottish physician and classical scholar, for his important translations and contributions in the history of Greek medicine. This is the first English translation of *De re medica* and was Adams' major work.” [*Heirs of Hippocrates*, 55] “Paul of Aegina was the last of the great Byzantine physicians, the last important product of the school of Alexandria, and a compiler whose works were consulted well into the Renaissance. He was a skilled surgeon and was especially eminent in obstetrics and in surgery of the genitalia. He also devoted much attention to diseases of the heart. The present book is Paul's only remaining complete work. ... Paul's work is valuable for the light it throws on medicine and surgery of the seventh century. He covers eye surgery, trephining, military surgery, obstetrics, dentistry, and numerous other subjects.” [*Heirs of Hippocrates*, 52]

“Paul of Aegina (625–690 AD) was born on the island of Aegina and was one of the most prominent physician-writers of the Byzantine Empire. His work *Epitome of Medicine*, comprised of 7 books, was a comprehensive compendium of the medical and surgical knowledge of his time and was subsequently translated into multiple languages. Paul of Aegina made valuable contributions to neurosurgical subjects and described procedures for the treatment of nerve injuries, hydrocephalus, and fractures of the skull and spine. His work combined the ancient knowledge of Hippocrates and Galen with contemporary medical observations and served as a bridge between Byzantine and Arabic medicine. He is considered to be one of the great ancient Greek medical writers and his work has influenced the subsequent evolution of Western European and Arab medicine. This paper provides an account of his contribution to the management of neurosurgical pathologies during the Byzantine era, as described in his medical compendium, *Epitome of Medicine*.” [Symeon Missios M.D., Kimon Bekelis M.D., and David W. Roberts M.D., “Neurosurgery in the Byzantine Empire: the contributions of Paul of Aegina (625–690 AD).”]

☐ Cushing P158; Garrison-Morton 36; *Heirs of Hippocrates* No. 55; Osler 441; Wellcome II, p. 13.






53. **ROKITANSKY, Carl** (1804-1878). *A Manual of Pathological Anatomy. In Four volumes.* London: Sydenham Society, 1854, 1849, 1850, 1852. ¶ 4 volumes. 8vo. xvi, 410, [2], 36; xvi, 359, 1; xvi, 467, [1]; x, 308 pp. Indexes. Original green gilt- and blind-stamped cloth; some minor kozo repairs. Ownership stamp of E.H. (Ernest Henry) Starling. Very good. M13397

\$ 1,600

First edition in English of one of the greatest works in descriptive pathology. Baron Carl von Rokitansky (1804-1878) was a Bohemian [present-day Czech Republic] pathologist, philosopher, and politician.

"Rokitansky was a first class anatomist, not the least of his service to pathology being the development method which its anatomical logic and comprehension of detail

insured an inspection of every part of the body in every examination" (Long 107 in Hook & Norman 666). "One of the greatest of all gross descriptive pathologists," based his study of disease on considerable evidence, by 1866 Rokitansky was estimated to have performed over 30,000 autopsies. In his final lecture at the Vienna school, he said, "Pathological anatomy has been presented to me by my students as the essential basis of pathological physiology and the elementary doctrine for medical research. On pathological anatomy clinical knowledge is founded, developed, and perfected" (Castiglioni p. 694).



He is remembered for his numerous contributions to medicine, including studies on artery and heart diseases, lardaceous disease, and acute yellow atrophy (Rokitansky's disease), to name a few. Rokitansky's writings are "models . . . for clarity of demonstration and reasoning power," particularly his Manual of Pathological

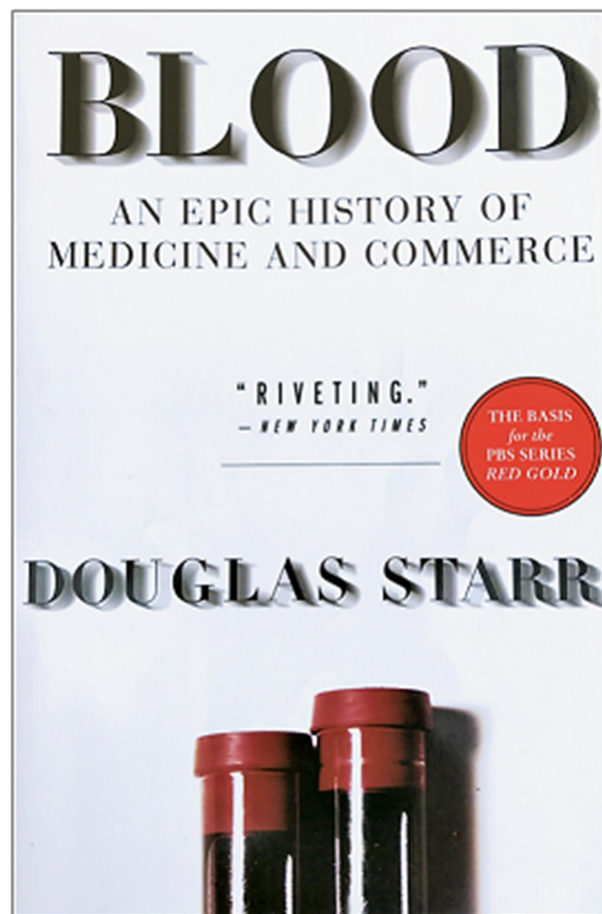

Anatomy, which "far surpassed any previous texts on the subject" (Castiglioni 694). The first edition, *Handbuch der Allgemeine Pathologischen Anatomie* (Vienna: Braumuller & Seidel, 1842-6), "attempted a revival of humoral pathology, based upon current physiological theory of a 'blastema' or primitive fluid substance from which formed elements were derived" (Hook & Norman 666).

However, Rokitansky eliminated these humoral theories from the next two editions of his work, under pressure from Rudolf Virchow who criticized them as "monstrous anachronism" (Hook & Norman 666). This "most important book . . . left but few gaps for subsequent workers. From now on, the science of pathology was to be prosecuted in a new spirit with new instruments" (Singer & Underwood 171).

Castiglioni, Arturo. *A History of Medicine*. Translated from the Italian and edited by E. B. Krumbhaar. New York: Jason Aronson, 1969; Hook, Diana H., and Jeremy M. Norman. "1845. Rokitansky, Carl (1804-1878)." *The Haskell F. Norman Library of Science & Medicine*. Vol. 2. San Francisco: Jeremy Norman, 1991; Singer, Charles, and Ashworth E. Underwood. *A Short History of Medicine*. 2nd ed. Oxford: Oxford University Press, 1962.

PROVENANCE: E.H. (Ernest Henry) Starling (1866-1927), was an eminent physiologist at University College, London, who collaborated extensively with William Bayliss. He discovered the Starling principle of fluid exchange, which was key to understanding how plasma fluid enters and exits the bloodstream. Starling was twice nominated for a Nobel Prize but was tabled due to circumstances between personal politics of the assessor (J.E. Johansson) and the war. Then his sudden and mysterious death in Jamaica cut short a brilliant life. FULL TITLE: Vol. I: *A Manual of General Pathological Anatomy*, translated from the German by William Edward Swaine. Vol. II: *The Pathological Anatomy of the Abdominal Viscera*, translated by Edward Sieveking. Vol. III: *The Pathological Anatomy of the Bones, Cartilages, Muscles, & Skin, of Cellular and Fibrous Tissue, Serous and Mucous Membrane, and of the Nervous System*, translated by Charles Hewitt Moore. Vol. IV: *The Pathological Anatomy of the Organs of Respiration and Circulation*, translated by George E. Day.





54. **ROTHMAN, Kenneth J.** *Modern Epidemiology*. Boston: Little, Brown, 1986. ¶ 8vo. xvi, [1], 358 pp. Figs., index. Blue white printed cloth, dust jacket. Michael T. Kennedy, M.D., ownership stamp. Near fine. M13398

\$ 10

Offers a straightforward yet rigorous presentation of epidemiologic concepts and methods. Fundamental concepts such as causation and causal inference are covered, as well as basic measures and study types (including cohort and case-control studies) and several sophisticated approaches to data analysis.

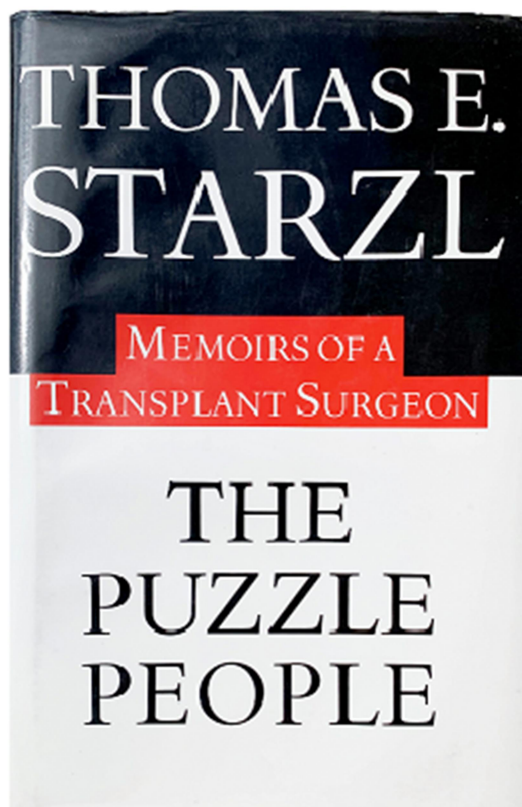
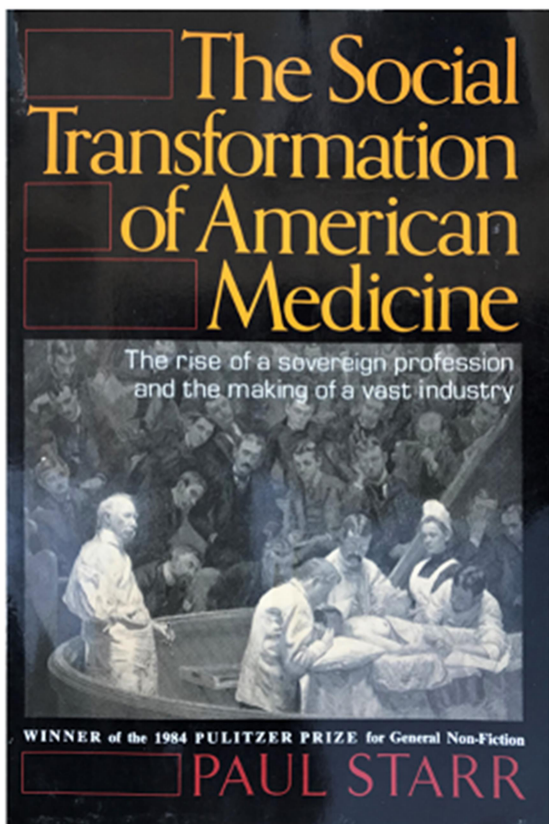
"Dr. Rothman has 48 years of professional experience in Epidemiologic research. His research has included work on the epidemiology of cancer, cardiovascular disease, birth defects, environmental epidemiology, pharmaceutical products, and methodological, conceptual and ethical issues in epidemiology. Specific projects have included research on the teratogenicity of vitamin A, the health effects of cellular telephone use, and factors affecting fecundability."

55. **STARR, Douglas.** Blood, *An Epic History of Medicine and Commerce*. New York: Perennial, 2002. ¶ 8vo. xvii, [1], 449, [5] pp. Illustrations, index. Pictorial wrappers. Fine. M13401

\$ 5

"Seasoned journalist and former field biologist Starr writes an outstandingly lively history, based largely on archival research and interviews, of an unexpectedly dramatic topic: the international science, economics, and politics of blood transfusion. The topic subsumes several others: methods of collecting and storing blood, of deconstructing it (isolating out its several components, especially the clotting agent Factor VIII, so crucial to the health of hemophiliacs), and screening it for disease. The story begins in the 17th century, when the French doctor Jean-Baptiste Denis first transfused calf's blood into a crazed patient, inducing a fever that temporarily cured him of syphilis. It proceeds up until the late 20th century, when angry hemophiliacs, infected with HIV by contaminated blood, brought suits against doctors and blood banks in Japan, France, and America. In between, Starr recounts the heroic transfusing efforts of donors, doctors, and military personnel during WWII, which saved countless front-line soldiers' lives; the postwar competition among modern blood banks; and the rise of the blood-buying business, which too often exploited the poor and unhealthy. Several tensions move the drama: between medical professionals and service-minded laypeople; between government health agencies and business-oriented blood banks; and between views of blood as purchasable commodity and as humanitarian gift. The history of blood, sanguine though it is by definition—is thus far from uniformly rosy. Starr, an accomplished storyteller, weaves his plot around the great, eccentric, and sometimes tragic personalities of blood history, lightening it with humorous anecdotes, as of Bela Lugosi (alias Dracula) donating blood to American servicemen during WWII in order to make good on his "ill-gotten gains." A potentially dramatic tension Starr might have explored further, in his final chapters on AIDS, is between the two politically vocal—but otherwise very different—communities of HIV-infected hemophiliacs and gay men. Transfused into such good narrative history, blood will interest even those who can't stand the sight of it." [Book review].





56. **STARR, Paul.** *The Social Transformation of American Medicine*. New York: Basic Books, 1982. ¶ Thick 8vo. xiv, 514 pp. Index. Printed wrappers; slight tear to upper cover. Very good. M13402

\$ 8

Winner of the Pulitzer Prize for general non-fiction. ~

57. **STARZL, Thomas E.** (1926-2017). *The Puzzle People, Memoirs of a Transplant Surgeon*. Pittsburgh: University of Pittsburgh Press, 1992. ¶ 8vo. x, 364 pp. Illustrations, index. Red silver-stamped cloth, dust jacket. Near fine. M13404

\$ 7.50

Description: "Given the tensions and demands of medicine, highly successful physicians and surgeons rarely achieve equal success as prose writers. It is truly extraordinary that a major, international pioneer in the controversial field of



transplant surgery should have written a spellbinding, and heart-wrenching, autobiography."

"Thomas Starzl grew up in LeMars, Iowa, the son of a newspaper publisher and a nurse. His father also wrote science fiction and was acquainted with the writer Ray Bradbury. Starzl left the family business to enter Northwestern University Medical School where he earned both an M.D. and a Ph.D. While he was a student, and later during his surgical internship at the Johns Hopkins Hospital, he began the series of animal experiments that led eventually to the world's first transplantation of the human liver in 1963."

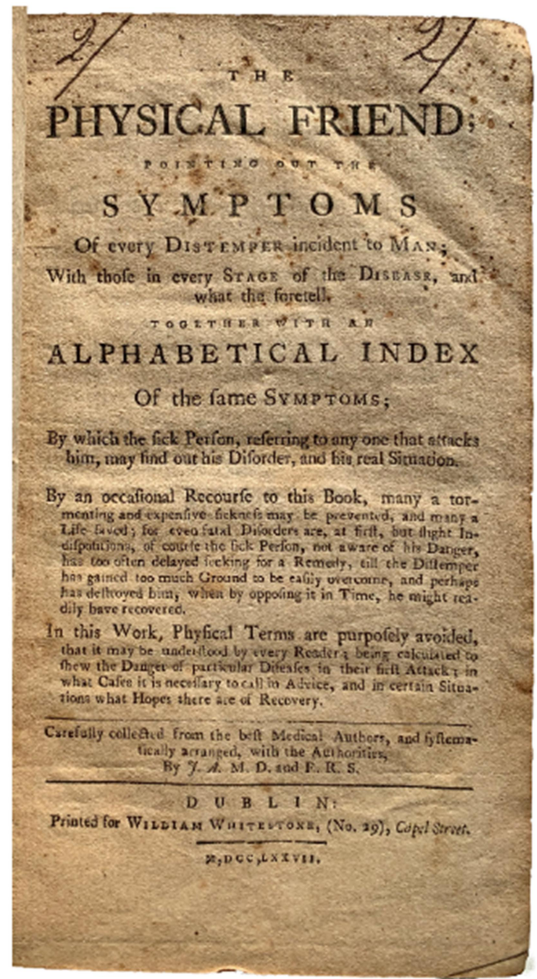
"Until the age of thirty-three, Starzl says, "I felt like a missile looking for a trajectory."

His work with liver transplantation gave him a course for life and, despite initial setbacks and failures, he has pursued it relentlessly, eventually achieving stunning success."

"Throughout his career, first at the University of Colorado and then at the University of Pittsburgh, he has aroused both worldwide admiration and controversy. His technical innovations and medical genius have revolutionized the field, but Starzl has not hesitated to address the moral and ethical issues raised by transplantation. In this book he clearly states his position on many hotly debated issues including brain death, randomized trials for experimental drugs, the costs of transplant operations, and the system for selecting organ recipients from among scores of desperately ill patients."

"There are many heroes in the story of transplantation, and many "puzzle people," the patients who, as one journalist suggested, might one day be made entirely of various transplanted parts. They are old and young, obscure and world famous. Some have been taken into the hearts of America, like Stormie Jones, the brave and beautiful child from Texas. Every patient who receives someone else's organ - and Starzl remembers each one - is a puzzle. "It was not just the acquisition of a new part," he writes. "The rest of the body had to change in many ways before the gift could be accepted. It was necessary for the mind to see the world in a different way." The surgeons and physicians who pioneered transplantation were also changed: they too became puzzle people. "Some were corroded or destroyed by the experience, some were sublimated, and none remained the same."" – Book Jacket.





Handbook of Diseases Based on Earlier Resources

58. **TRUSLER, John** (1735-1820). *The physical friend; pointing out the symptoms of every distemper incident to man; ... Together with an alphabetical index of the same symptoms; ... In this work, physical terms are purposely avoided, that it may be understood by every reader; ... Carefully collected from the best medical authors, ... by J.[ohn] A.[llen] M.D. and F.R.S.* Dublin: William Whitestone, 1777. ¶ 12mo. [8], 149, [18] pp. Full contemporary calf, gilt-ruled spine; rebacked, hinges reinforced. Bookplate of Alfred E.P. Rockwell, Worcester & Shrewsbury. Very good. Rare.

\$ 600



Dublin edition. Based on John Allen's *Synopsis medicinae*, compiled and arranged by John Trusler. Each section of the book cites classic sources, each arranged topically with the intention to aid the family (including with various applications specific to children). "Melancholy and Madness" is referenced from Allen. "The Bite of a Mad Animal" is referenced Caelius Aurelianus, Richard Mead, Lomnius, Lister and Etmuller – each with a listing of symptoms of a dog being 'mad'. For "Night-mare[s]" the compiler cites Menjoitus, Thomas Willis, as well as Etmuller and Caelius Aurelianus. Some rather odd associations are made with nightmares, including: children receive them due to eating more than they can digest, "rarely" are nightmares experienced "except in their sleep"[!] ... eat too much *and* they sleep on their backs. Then it states "[Nightmares]" are "seldom dangerous of itself" but then cites Willis: "Some have died of this disorder, by being suffocated." Other diseases offered attention herein are: apoplexy, choleric, difficult births, bloody-flux, chicken-pox, cholera Morbus, consumption, cramps, cutting teeth, dropsy, epilepsy (also in children), fainting fits, fevers, gout, green sickness, hysterics, "incontinence of urine", inflammation of the brain, ... of the liver, itch, jaundice, leprosy, "making water with pain," loss of memory, miscarriage, plague, poisons, puncture of a tendon, purging, red-gum, rickets, scurvy, sleepy-disorders, small-pox, spitting of blood, stone, sweating sickness, twisting of the guts, vertigo, St. Vitus's dance, vomiting of blood, worms (in children).

PROVENANCE: Rockwell was born in Heidelberg, Germany, 1870; graduated Boston University School of Medicine, 1899; Member of the military Order of the Loyal Legion.

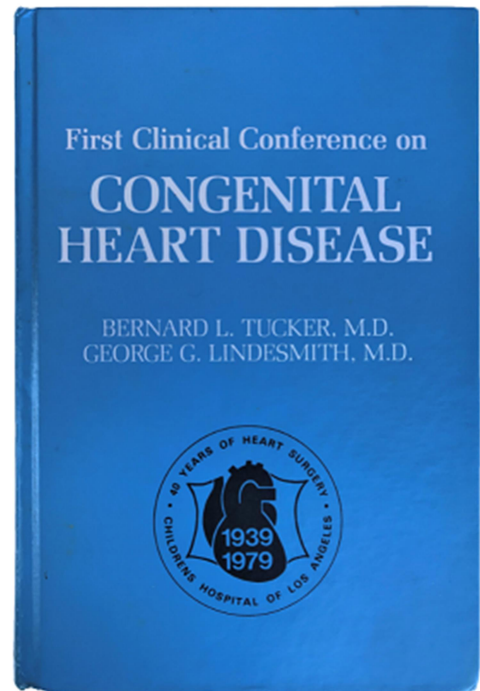
☞ ESTC T199452; Wellcome V, p. 303 (London ed.). See: Akihito Suzuki, *Madness at Home: The Psychiatrist, the Patient, and the Family in England, 1820-1860*. Berkeley & Los Angeles: UC Press, 2006; Roy Porter, *Mind-forg'd Manacles: A History of Madness in England from the Restoration to the Regency*. Harvard University Press, 1988.



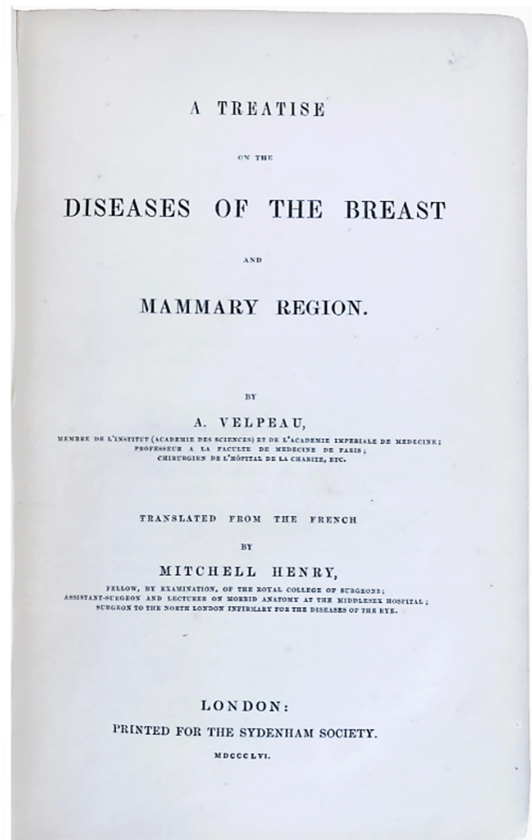

59. **TUCKER, Bernard L.; LINDESMITH, George G.** *First Clinical Conference on Congenital Heart Disease*. New York: Grune & Stratton, 1979. ¶ 8vo. xxii, 346 pp. Frontis., plates, index. Turquoise white- and black-printed cloth. Fine. M13403

\$ 20

Includes a letter from the Heart and Lung Surgery foundation signed by Bernard L. Tucker relating to the events of the conference.



[60]



Diseases of the Breast

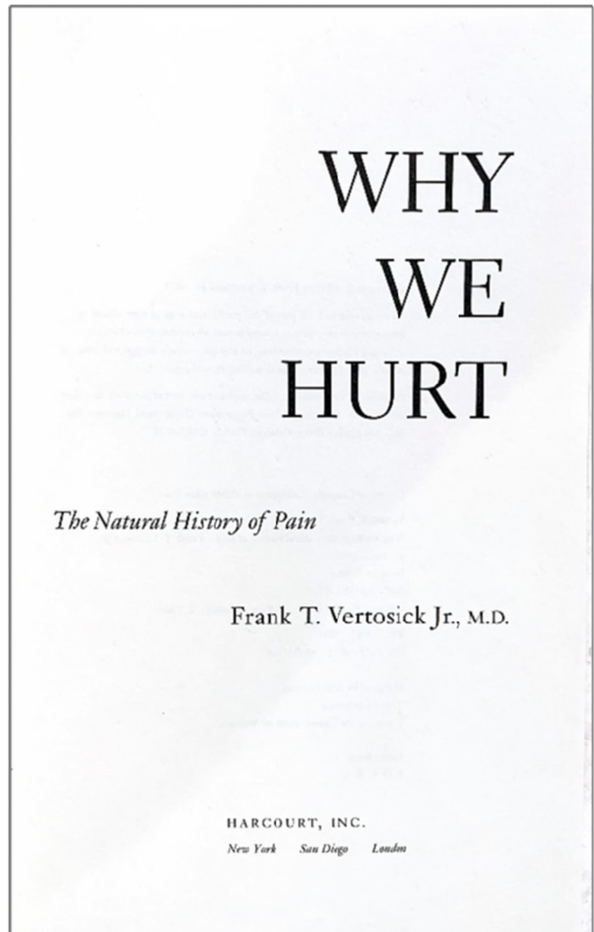
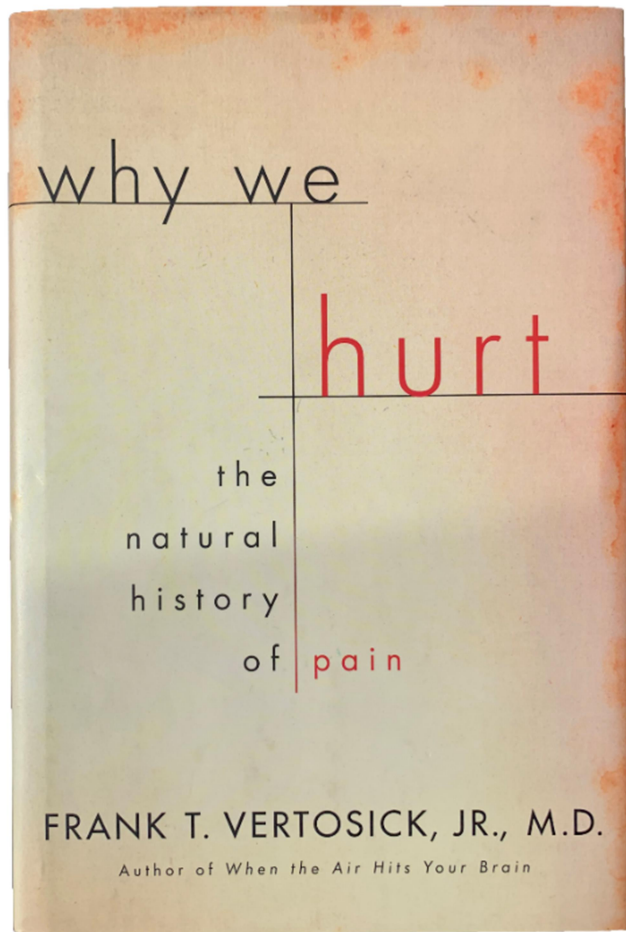
60. **VELPEAU, Alfred-Armand-Louis-Marie** (1795-1867). ***A Treatise on the Diseases of the Breast and Mammary Region.*** *Translated from the French by Mitchell Henry.* London: Sydenham Society, 1856. ¶ 8vo. xxxii, 608 pp. Original blind- and gilt-stamped green cloth, t.e.g.; top spine mended, covers punctured, inner joints reinforced with kozo. Very good. M13405

\$ 200

FIRST ENGLISH EDITION. "Velveau was the leading French surgeon of the first half of the 19th century. His great treatise on tumours of the breast, his best work, was the most important of its time on the subject. It includes a good account of hyperplastic disease of the breast." – Garrison and Morton (citing 1st ed., Paris, 1854). Arranged in two parts, the first deals with all aspects of diseases of the mammary region in women; the second part deal with diseases of the breast in men. Cancer is a dominant problem here, but the author also discusses inflammation and abscess, induration, cysts, and tumors.

REFERENCES: Garrison, History of medicine, p. 491; Garrison and Morton 5771; *Heirs of Hippocrates* 1530 (1st ed., Paris, 1854); Hirsch, VI, p. 83 (1st ed., 1854); Waller 9854 (2nd ed., 1858). Joachim Gabka & Ekkehard Vaubel, *Plastic Surgery Past and Present: origin and history of modern lines of incision*, (1983), p. 152.



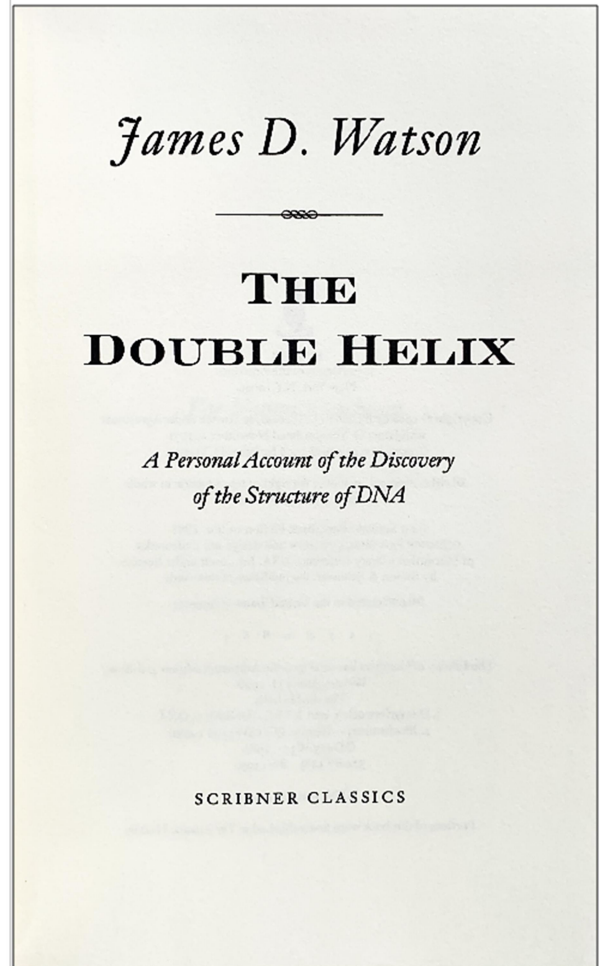
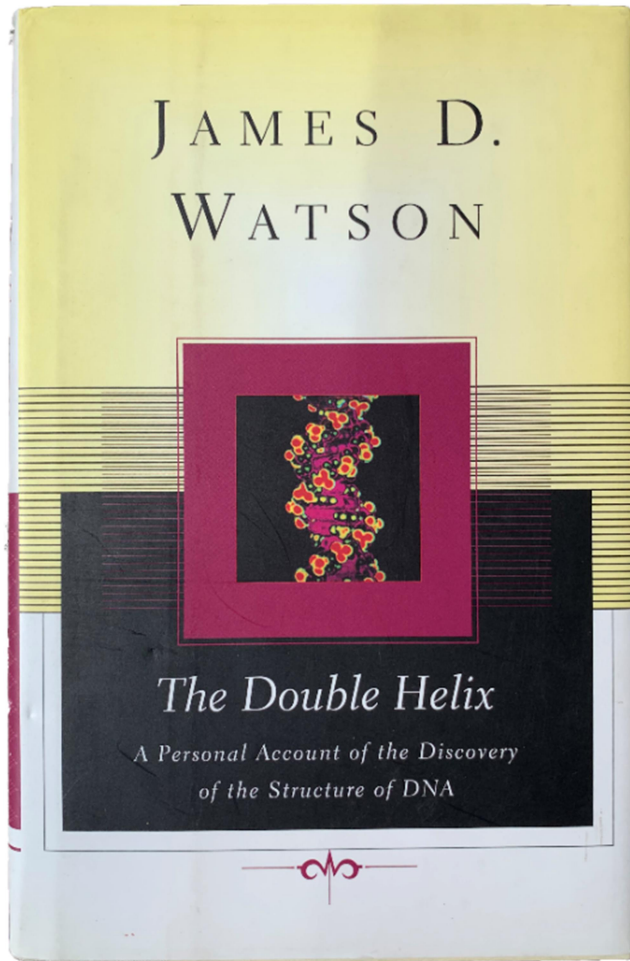


61. **VERTOSICK, Frank T.** *Why We Hurt, the Natural History of Pain*. New York: Harcourt, 2000. ¶ 8vo. [xii], 292, pp. Index. Goldenrod printed boards, dust jacket. Fine. M13406

\$ 5

The author is a neurosurgeon.



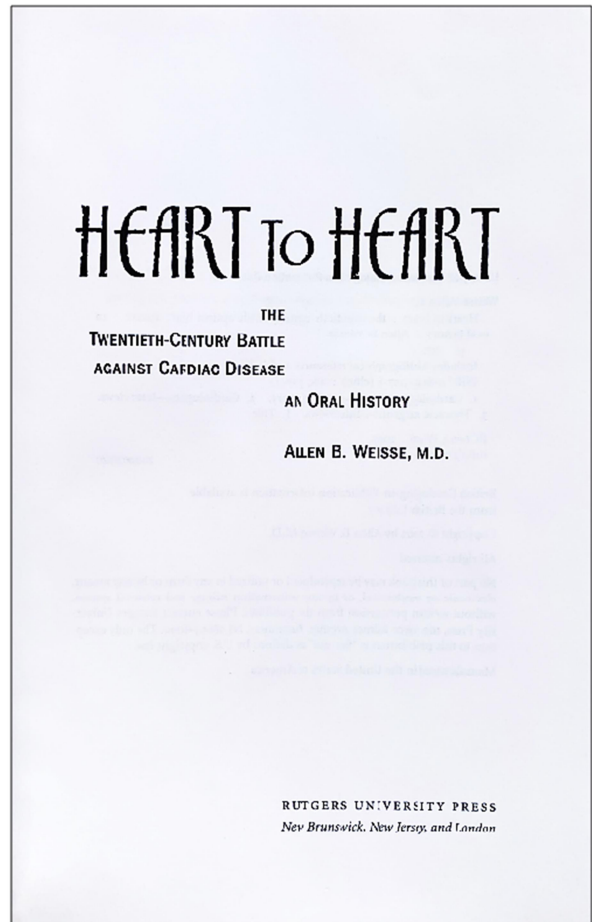
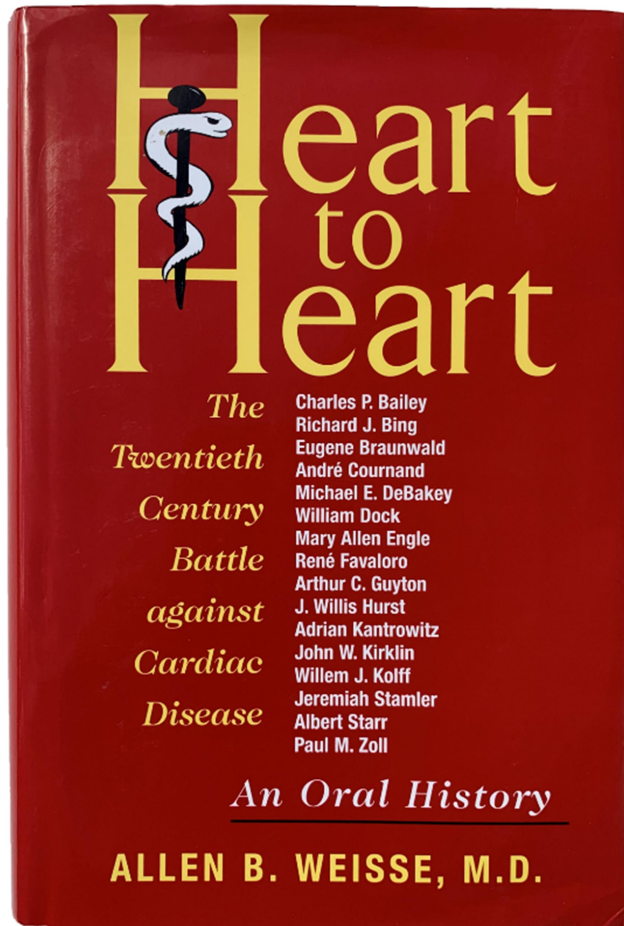


62. **WATSON, James D.** *The Double Helix, a Personal Account of the Discovery of the Structure of DNA*. New York: Scribner, 1998. ¶ 8vo. xvi, 226 pp. Plates. Fine. M13408

\$ 10

Seems wrong to put this book in the same catalogue as Sayre's Rosalind Franklin book, but know that her account is brilliant and exposed the characterization depicted by Watson, who is both self-serving and evades acknowledging exactly Rosalind, who suffered on many levels, this being a lasting indignation of her work and achievement.





63. **WEISSE, Allen B.** *Heart to Heart; The Twentieth-Century Battle Against Cardiac Disease.* New Brunswick, NJ: Rutgers University Press, 2002. ¶ 8vo. xvii, [3], 415, [3] pp. Plates, index. Red gilt-stamped cloth, dust jacket; jacket torn at edge. Very good. M13409

\$ 5

"There have undoubtedly been some dramatic improvements in the treatment of cardiovascular disease during the past century. Heart to Heart is an attempt to shed further light on the thoughts and ideas behind this progress, expressed through interviews with many of the most important doctors in the field, such as André Cournand (cardiac catheterization) and Albert Starr (first functioning mechanical valve).

"Collections of interviews such as this one are always open to criticism over the criteria used for judging which doctors and researchers are the "most important."



This collection could perhaps more suitably be subtitled “an American oral history of cardiac surgery,” given the focus on US cardiovascular surgery heavyweights. It includes interviews with cardiac surgeons involved in pioneering work with artificial valves, cardiopulmonary bypass, aortic counterpulsation and the artificial heart, and the development of coronary artery bypass surgery.

"Heart to Heart is nevertheless an interesting volume for any doctor currently involved in cardiovascular research. The entire process of conducting research was very different in the mid-20th century; there were no ethical review boards and no complicated grant applications. If someone had an idea, they generally just went ahead and pursued it, for better or worse. This approach often led to severe conflicts with hospital administrators and fellow researchers, but it also led to many significant achievements. However, individual patients were subjected to daring and unconventional surgery, with occasionally disastrous results. In discussing a particular procedure that killed a patient, the surgeon in one of these interviews says that it really was a pity, considering the amount of work spent in preparation. The patient may, of course, have had a different view.

"Despite these criticisms, this book sheds light on the conflict between the daring of cardiovascular researchers on the one hand and managerial and professional scepticism, allied to the public's demand for control, on the other. With great enthusiasm and courage, many of those interviewed were constantly pushing the limits; their quest to improve cardiovascular treatment drew on research that was not only innovative but also adventurous. Their sometimes complete disregard for ethical discussion, policy guidelines, and sometimes even informed consent led to individual disasters but also to dramatic improvements. Research was clearly driven by a burning desire to find cures for many conditions that at the time were not amenable to any kind of treatment. Without advocating less ethical evaluation or tampering with informed consent, we may learn from the history of cardiovascular research to be slightly more daring, to allow perhaps more lateral thinking, to give more leeway to crazy ideas, and to question more readily the dogmas of today." [BMJ. 2002 Oct 26; 325(7370): 974].

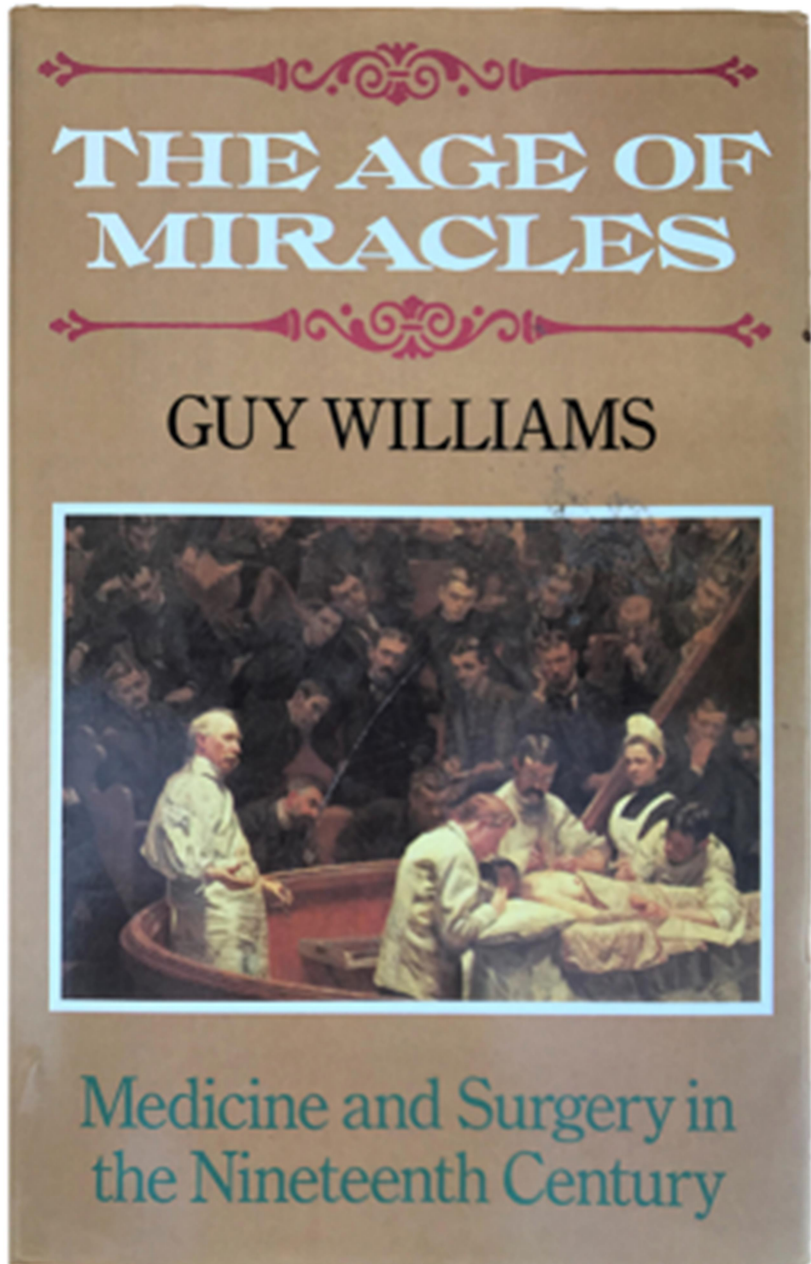


64. **WILLIAMS, Guy.** *The Age of Miracles, Medicine and Surgery in the Nineteenth Century.* London: Constable, 1981. ¶ 8vo. [xiv], 234pp. Illustrations, index. Brown gilt-stamped cloth, dust jacket; jacket rubbed. Else fine. M13410

\$ 7

"A good place to start with this book is its companion and earlier volume, *The Age of Agony*, also by Guy Williams, which focuses on the century before *The Age of Miracles*. One gains a deeper appreciation for the "miracles" when one has just visited the pustule-laden, pockmarked, vermin-ridden eighteenth century patient undergoing horrific "medical" ministrations (of which death by hemorrhage from blood-letting was one of the less disgusting methods of mistreatment). The advances of nineteenth century western medicine, such as anesthesia, asepsis, knowledge of vectors of infection, and attention to cleanliness, then become even more striking.

"The *Age of Miracles* is meant for the layman with an interest in the history of medicine. I was pleased to discover this history book is easy to read and entertaining because I am less than an expert in the field (the last history book I read covered American history and was



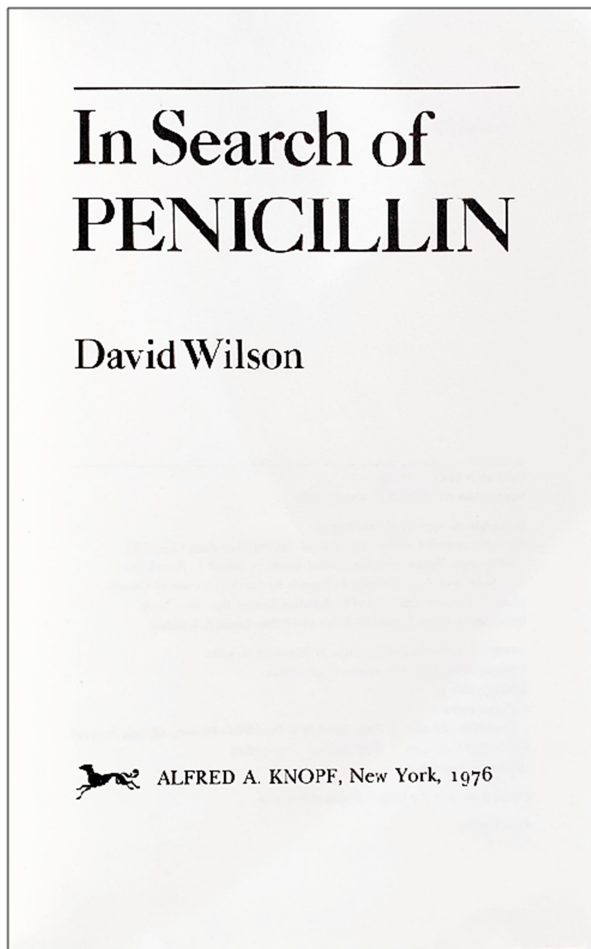
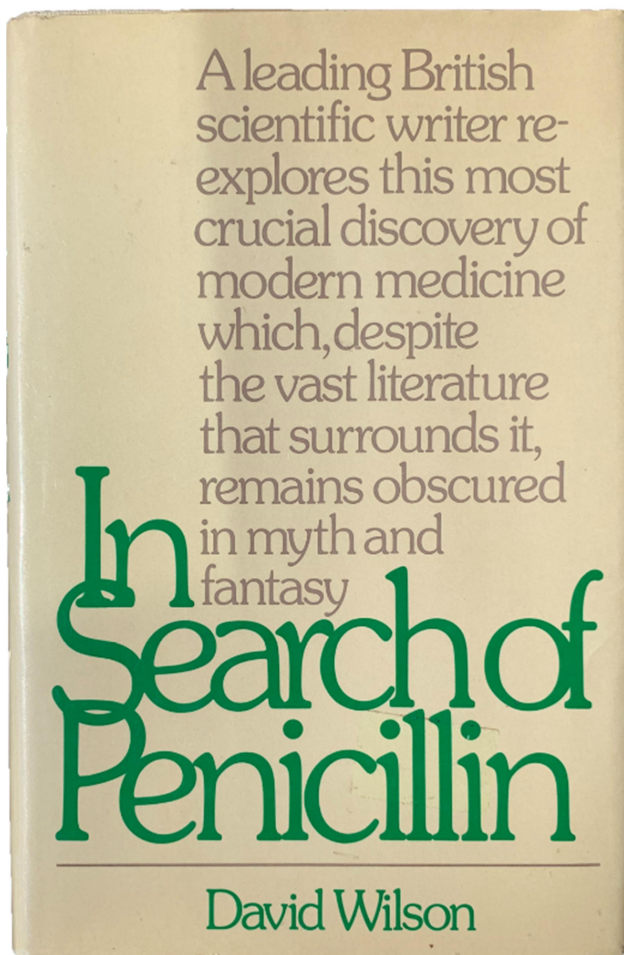
called Dave Barry Slept Here). Most likely, scholars of the history of medicine would be frustrated by the minimal references provided and the brief index. The index is only useful for looking up historical figures because other subjects are severely underrepresented.

"The book contains 16 chapters of variable length, each with a different theme or central figure. Surprisingly enough, Williams chooses to place Edward Jenner and the smallpox vaccine story in his previous book, although the first vaccination was not performed until 1796, and places John Hunter (1728–1793) in the current book. However, Williams posits that Hunter, through his teaching and 13,000-specimen collection, was of incomparable influence on the development of medicine in the nineteenth century. Other chapters devoted to single innovators focus on Florence Nightingale, Hugh Owen Thomas (orthopedics), Jean-Martin Charcot, and Marie Curie. Theme-oriented chapters, such as "Antiseptics," are still biographical in nature but bring in a wider range of players. Thus, Pasteur and Lister are given center stage, with rather brief reference to Koch, Holmes (Oliver Wendell, not Sherlock), and Billroth. In a book striving for brevity, editorial choices must be made, but it is still surprising that no mention appears of the preeminent pathologist of the century, Rudolf Virchow (a compelling portrait of Virchow can be found in *Doctors: The Biography of Medicine* by Sherwin B. Nuland).

"Williams is decidedly Anglocentric, and, wherever possible, he emphasizes the British contribution. Hence, in the 17-page chapter on "Anaesthetics" only four pages are devoted to the American discovery-the rest describes British figures such as Humphry Davy, James Simpson, and John Snow.

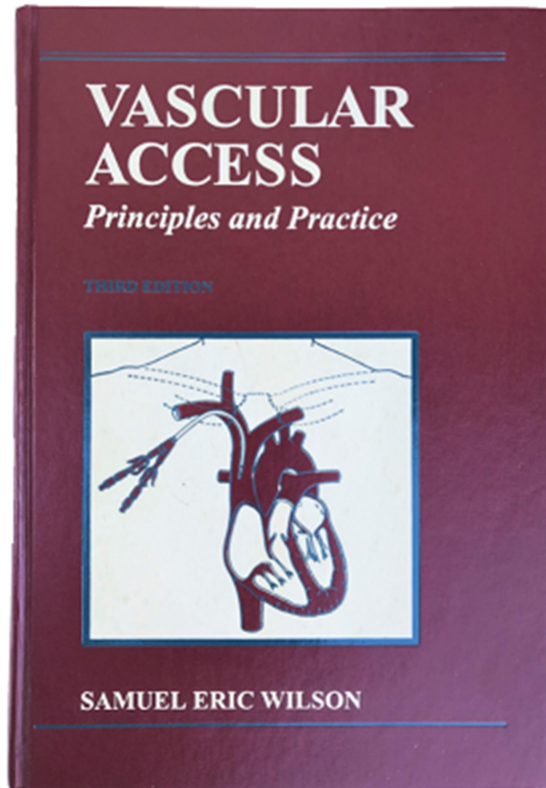
"The strength of the book is Williams' ability to tell a good story-interesting childhood and domestic biographical details allow us to grasp historical figures as people in particular social and cultural contexts. Further, the liberal use of quotations from primary sources defines the characters and makes an already lively story even livelier. For example, the oral confession of an infamous bodysnatcher is directly quoted-we hear the chilling details of a murder committed to provide a young body for anatomic dissection." - Audrey Shafer, M.D., [book review], *Reviews of Educational Material*, April 1998.





65. **WILSON, David** (1927-2000). *In Search of Penicillin*. New York: Knopf, 1976. ¶ 8vo. [xii], 298, viii, [2] pp. Index. Quarter beige gilt-stamped cloth over boards, dust jacket. Near fine. M13411 \$ 10





Inscribed by the Author

66. **WILSON, Samuel Eric.** *Vascular Access, Principles and Practice*. St. Louis: Mosby, 1996. ¶ Third edition. Small 4to. xxii, [2], 312 pp. Frontis., illustrations, index. Burgundy blind- and white & blue-stamped cloth. INSCRIBED BY THE AUTHOR: "22 May 1996, For Mike Kennedy with great appreciation! Eric Wilson". Fine. M13412

\$ 15

Samuel Eric Wilson, MD, is Professor — Division of Vascular & Endovascular Surgery, Department of Surgery, University of California, Irvine, School of Medicine. His laboratory "research activities focus on arterial prostheses and the problem of anastomotic intimal hyperplasia at the biologic-material interface. Two approaches investigated are the design of the prosthesis and methods for reducing the intimal hyperplastic reaction. Clinical trials are conducted at UCIMC on antimicrobials for surgical infectious disease as claudication. Dr. Wilson chairs a national cooperative study (ADAM) on the management of small aortic aneurysms." [Author].



RECENT CATALOGUES

60+ Catalogues are showing on: **WEBERRAREBOOKS.COM**. Here are the latest issues: [all PDF & downloadable].

240: [The Sciences](#)

239: [Notable and Unusual Books in the History of Medicine, featuring Anatomy, Childbirth, Medical history, Midwifery, Neurology, Pathology, Pediatrics.](#)

238: [CATALOGUE 238: Rare Books in the Medical Sciences; Anesthesia, Chinese & Mexican Medicine, Dentistry & Dental Instruments, George Dock Offprints, Medical Bibliography, Medical Education, Letters & Poems, Neurosurgery, Opium & Cocaine](#)

237: The Library Of Frederick A. Frye: Historical Pediatrics

236: Rare Books in Medical History, Animisme et Spiritisme, & Medical Oddities: The Library of Philip K. Wilson. [H]

235: "35 Weiss Books": Weber's 'Newly Illustrated' Rare Books

234: OR HOW BOOKS GET THE GHOST – cover art adapted from that of John Leech, "The Ghost".

233: FORE-EDGE PAINTINGS: THE HIDDEN ART [B]

232: California Farrago

231: 36 Weiss Books (science).

230: FORE-EDGE PAINTINGS: THE HIDDEN ART [A]

229: Wonders: Rare Books in Medical History, Animisme et Spiritisme, Medical Oddities: The Library of Philip K. Wilson

228: Ulrich Hacker MD - Rare Books in Pediatrics & Medical History

227: The Library of Richard Weiss: Astronomy - Geography - Mathematics - Natural Science - Optics - Physics

226: Ulrich Hacker MD - Library of Rare Pediatrics & Medical History

225: Ulrich Hacker MD - Library of Rare Pediatrics & Medical History

224: The Middle East: Persia & More

223: The Library of Richard Weiss (continued)

222: 22 Books: from the 16th to 19th centuries: Agriculture, Chemistry, Distillation, Economics, Herbology, Italy, Mathematics, Medicine, Monsters, Natural Science, Philosophy, Physics, Roman Military & Gladiators

221: Animisme et Spiritisme; Medical Oddities & Ghosts

220: "An Idiot's Fugitive Tracts on Science": Astrophysics, Arab Scientific Tradition, Latin Classics, Jewish Theology, Ancient Jokes, Math, Physics, UFOs.

219: The Flowers of the Sky & the Magic of the Earth.

218: Medical History of Pediatrics: Mostly from the library of Frederick A. Frye, MD.
[Part II].

¶ ORDERING: To order a book from this catalogue, please contact the firm by email, phone, or letter. Prompt attention is paid to phone calls and emails. Shipping, handling & insurance are extra. All items guaranteed as described. Inquiries welcome.

On the web: **WEBERRAREBOOKS.com**

Many items listed with photographs; additional photos on request.

JEFF WEBER RARE BOOKS

1815 Oak Ave, Carlsbad CA 92008

Phone: 323 333 4140
weberbks@pacbell.net

MEMBER: ABAA ILAB

